

# Recipe



## Turquoise Necklace

Beautiful turquoise color can be made with jewel colors.

Designed by Kimura Premium

### < Material >

- UV-LED Resin "Star Drop" hard type
- Jewel color <cyan, green, white, and black>
- Square shaped setting
- Round jumping
- Necklace chain




Products' information above is updated in March 2019.

### < Tool >

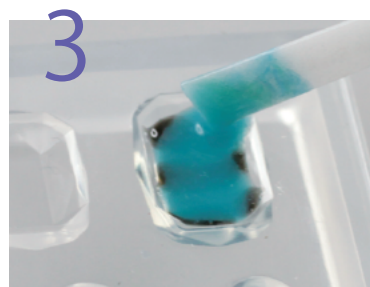
- UV-LED handy light
- Jewel mold mini <Jewelry cut square & oval>
- Mixing stick
- Mixing palette
- Pliers




Make turquoise\* resin and black one with UV-LED Hard putting a drop of each liquid color.  
\*cyan, green and white one drop of each.



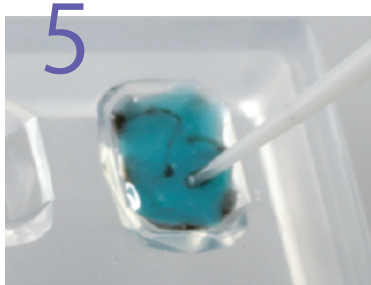
Dots black resin with a needle head of the stick.



Fill the mold a half full with mixed turquoise resin.



Add small dots with black one.



Stir gently with a stick and cure it in a minute.



Fill the mold up with turquoise resin and cure it in a minute. After cooling down, take it out.



Set it in a square setting and hold the resin stone with holding pins.



Connect it with chain & jumping ring.

