

PADICO

HOBBY CATALOG



Art for Having Fun.

Making our dreams and creative imaginations come to life.

This idea has fascinated people for many years.

What would you like to make? For whom, how, using what?

We introduce the potential "Creativity" that has an effect on society, people,

and our living environment through the products of modeling clay, jewelry making,

and other modeling crafts.

That is to say, we hope to be your guide to enjoy "Creativity" throughout your everyday life.

"Creativity" will lead us to a life filled with pleasure.

Touch your "Creativity".

Clay P3～

【Stone Clay】

- La Doll P4
- La Doll Premix P4
- Premier P4
- Artista Formo P5
- Cloth Clay P5
- Features & Techniques P6

【Extra Light Weight Clay】

- Hearty Clay White P8
- Hearty Color P8
- Hearty Soft P9
- Artista Soft P9
- Extra Lightweight & Water-Resistant Clay... P10
- Stretching Clay Calnobie P10
- Color Scale P10

【Air Dry Polymer Clay】

- Modena White P11
- Modena color P12
- Modena Soft P13
- Modena Paste P13

【Wood Clay】

- Wood Formo P14

【Kids Clay】

- Light Paper Clay Calgal..... P15
- Paper Clay 1kg P16
- Petite Formo P16
- Ultra Light Oil Clay P16

- Other Types of Clay P17-18

Kit P19～

- Air-Dry Stone Clay Pottery-Style Accessory Kit ... P19
- Air-Dry Stone Clay Starter Set for Beginners P19
- LED Candle P20
- LED Light P20
- Photo Frame P20

Decollage P21～

- Clay Mold P21-22
- Mold Smoother P22
- Creamy Whip Clay Milk P23
- Creamy Whip Bags & Tip P23
- Deco Sauce R P24
- Deco Cream Sauce P24
- Mont Blanc Maker with 6 patterns P25
- Deco Cake Sprinkles P25
- Eye Bolt P26
- Ball Chain P26
- Brooch Pin P26

Clay Spatula P27～

- Sealer P27
- Ultra Varnish P27
- Water Resistant Varnish P28
- Super Exterior Varnish P28
- Al Color P27-28

Paint P29～

- Pro's Acrylics P29
- Pro's Acrylics Set P30

Brush P31～

- Pro's 7000 Series P31-32
- Pro's Oval Mop Series P32
- Sable Fine Brush & Fine Brush P33
- Round Brush P33
- Synthetic Round Brush P33
- Five brushes Set P34
- Bristle Flat Brush P34
- Cat's Tongue Brush P34

Jewel Labyrinth P35～

- UV-LED Curing Resin "Star Drop" Hard 30g P36
- UV-LED Curing Resin "Star Drop" Soft 30g P36
- UV-LED Curing Resin "Star Drop" Gummy 30g P36
- UV-LED Curing Resin "Star Drop" Hard series P36
- UV-LED Curing Resin "Moon Drop" series P37
- UV-LED Curing Resin "Sun Drop" series P38
- UV-LED Handy Light3 P39
- Mixing Stick P39
- Jewel Color Mixing Palette P39
- Jewel Color Shading Case P40
- Nozzle attachment fine nozzle & spatula... P40
- Glitter Set P40
- Jewel color for UV & LED Curing Resin P41-42
- Colorants for UV-LED Resin 12 Basic Jewel Color Set P41
- Pon Pon Attachment of Jewel Color P42
- Pon Pon Stand P42
- Surface coating for resin "Jewel Color Matte" P43
- Surface coating for resin "Jewel Color Gloss" P43
- Sandpaper Waterproof Paper Set P43
- Crank Eye bolt P44
- Hole Maker P44
- Miniature Acrylic Item P45
- PADICO Resin Set P46

Soft Mold Series P47～

- Soft Mold 〈Hemisphere〉 P47
- Soft Mold 〈Cube〉 P47
- Soft Mold 〈Triangle〉 P47
- Soft Mold 〈Round Plate〉 P48
- Soft Mold 〈Square Plate〉 P48
- Soft Mold 〈Heart〉 P48
- Soft Mold 〈Cat〉 P49
- Soft Mold 〈Bear〉 P49
- Soft Mold 〈Rabbit〉 P49
- Soft Mold 〈Ring〉 P50
- Soft Mold 〈Ring (Large)〉 P50
- Soft Mold 〈Button〉 P50
- Soft Mold 〈Jewelry〉 P51
- Soft Mold 〈Diamond cut〉 P51
- Soft Mold 〈Snow Crystal〉 P51
- Soft Mold 〈Fruit〉 P52
- Soft Mold 〈Dessert〉 P52
- Soft Mold 〈French Motif〉 P52
- Soft Mold 〈Tag & Cube〉 P53
- Soft Mold 〈Plate & Frame〉 P53
- Soft Mold 〈Alphabet Cursive Letters〉 ... P53
- Soft Mold 〈Bread〉 P54
- Soft Mold 〈Donuts〉 P54
- Soft Mold 〈Sweet Sweets〉 P54
- Soft Mold 〈Flower〉 P55
- Soft Mold 〈Alphabet〉 P55
- Silicone Mold "Sphere" "Water Drop 3D" 12mm/16mm/20mm P56
- Silicone Mold 3D Water Drop P56
- Silicone mold <Hydrangea> P57
- Silicone mold <Flower Cabochon> ... P58

Jewel Mold mini Series P59～

- Simple Dome & Oval P59
- Simple Shape P59
- Jewelry cut Square & Oval P59
- Jewelry cut Hexagon P59
- Star P60
- Jewelry cut circle P60
- Stone P60
- Parts P60

Jewel Labyrinth P61～

- Setting for Jewel Mold mini P61
- Setting P62
- Clear Button Set P62
- JEWEL LABYRINTH UV-LED Resin Technique & Recipe P62
- Silicone Mold Maker P63
- Decollage Coat P63
- Clear Silicone Mold Gel P64
- Paper Box For Clear Silicone Mold Gel ... P64
- Swal Decal P65
- Clear Craft Tool P66

Doll P67～

- Doll Finisher [Gofun/Clear] P67
- Modeling Cast P68
- Rayon Doll Hair P69
- Doll Face Brush P69
- Yoshida Style Ball Jointed Doll Making Guide ... P69
- Yoshida Stylell Ball Jointed Doll Making Guide II ... P69
- China paint P70
- Medium P70
- Mica Powder P70

Tool P71～

- Clay Board P71
- Acrylic Art Presser P71
- Presso Sheet P71
- Plaster Leaf Mold P71
- Wood Spatula 3 pieces set P72
- Clay Spatula 3 pieces Set P72
- Wire End Spatura Set P72
- Mold Smoother P72
- Press Bar / Mini Press Bar P72
- Stainless Scissors Small P73
- Stainless Scissors Large P73
- 2 Blade Knife P73
- Plastic Turntable / Spare Table P73
- Stainless Craft Rod P74
- Fluorine Roll Bar 2mm P74
- Feather Texture Brush P74
- Plastic Rod 2pcs Set P74

Book P75-76

La Doll

Long-selling clay loved beyond time.
"La Doll/Formo" series of clay was born from a designer's idea and has been used for more than half a century.
La Doll series is widely used by artists and handmade crafters.



Created by Mayumi Umahara 「Salome」 Material : La Doll Premix



La Doll



Made in Japan



La Doll. an Artist level Clay, made from fine natural stone.
Good for doll making, sculpturing, carving, stamping.
Perfect air-dry stone clay for fine detail work.
Confirmed to ASTM D 4326.



La Doll
500 JPY

#303101 | 4902498861186 | box 30個 |
Shrinkage: 4% 500g
Package size: W155×D30×H90mm



「The Bewitched Fairy King」 Created by Cazuko TODA



La Doll Premix



Premix, the combination of Premier and La Doll clay,
with pliability & lightweight clay. Can be carved and polished smooth.
Acceptable all paint and varnish. Perfect clay for ball jointed dolls.



La Doll Premix 400g
500 JPY

#303130 | 4902498731304 | box 30 pcs |
Shrinkage: 4.6% 400g
Package size: W155×D30×H90mm



La Doll Premix 120g
220 JPY

#303296 | 4902498732967 | box 90 pcs |
Shrinkage: 4.6% 120g
Package size: W150×H85×D15mm



「Wild Boar」 Created by Yukiko Tokoro



Premier



Premier, an advanced formula, but with a finer body, allowing for greater detail,
exceptional strength, ultra-lightweight pieces, 40% lighter than La Doll, and bright white finish.
Can be carved, drilled or sanded when dry. Acceptable all paint and varnish. Non-crumbling, non-stick.
A wide range of uses from ball jointed dolls to accessories.



Premier 300g
500 JPY

#303135 | 4902498731359 | box 40 pcs |
Shrinkage: 6.1% 300g
Package size: W155×D30×H90mm



Premier 100g
220 JPY

#303297 | 4902498732974 | box 90 pcs |
Shrinkage: 6.1% 100g
Package size: W150×H85×D15mm



created by Emiko Tabata



Artista Formo

Made in Japan



400 JPY | box 30 pcs | 500g | Package size W155×D30×H90mm |

Artista Formo clay, an entry level clay, made from natural stone.Good for sculpture, handwork, and dolls. Three colors available: white, brown, and green. Can be blended with any stone clay.

① White

JAN #202105 4902498721053

Shrinkage : 3.4%

② Brown **End of Sales**

JAN #202106 4902498872120

Shrinkage : 3.5%

③ Green **End of Sales**

JAN #202107 4902498872137

Shrinkage : 3.7%



Cloth Clay



450 JPY | #303103 | 4902498731038 | box 20 pcs |

Liquid La Doll clay for expressible of fabric. Soaked with paper and cloth to be formed into shapes. Fine gathers or the flare of skirt be easily expressed for dolls.



Dilute the cloth clay with water for softening.



Created by Haruko Igarashi

Shrinkage : 4.6% 600g
Package size : φ88×H116mm Color:White

Graphical Symbols for Clay Characteristics



OK. Paint with watercolor/ acrylics paints.



OK. Carved, drilled or sanded when dry.



Water resistant, but not perfect waterproof. Water resistant, but water submersion can cause damage.



Poor compatibility with stone clay.



Poor compatibility with polymer clay.

LaDoll Series


Features & Techniques

La Doll	La Doll Premix	La Doll Premier	Artista Formo
Fine detail work Smooth surface	Combination of La Doll & Premier. Pliability & lightweight clay	The most advanced formula Bright white finish, color mixed well	After drying, it has a stone-textured finish. It is coarser grained than La Doll, but it is easy to carve.
superfine texture	light, hard, white,	fine texture	
lighter, harder, whiter,			
drying time: 3~4 days shrinkage: 4%	drying time: 3~4 days shrinkage: 4.6%	drying time: 3~4 days shrinkage: 6.1%	drying time: 3~4 days shrinkage: about 3.5%

• Major Features of Stone clay •

before drying

Cut with ease




Use a clay cutter.

Add more clay on



Add clay on clay, form it well.

Smooth with water



Repair cracks with wet finger.

after drying

Sanding



Sand with sand paper.

Carving



Sharp lines with a chisel.

Painting color



Paint with colors.
Premier clay, best for color.

Techniques

before drying

Draw with toothpick



Draw guidelines with a toothpick.

Press design on clay



Build textures with a tool.

Make a hole



Use a straw.

after drying

Carve details



Scratch with a sharp point tool for texture.

Extra Light Weight Clay

Hearty Series
Air-dry modeling Clay, soft & light, non-toxic, pure pigmented mixable clay.



Created by Yoshiomidori



Made in Japan



Hearty Clay White

Super lightweight white clay, smooth, non- stick to fingers, and easy to work with.
Dry to a matte, velvety-like finish.



White 50g
250 JPY

#303153 | 4902498731533 | 70 pcs |

(Shrinkage : 8%) 50g

Package size : W140×D25×H85mm



White 200g
600 JPY

#303107 | 4902498732134 | 40 pcs |

(Shrinkage : 8%) 200g

Package size : W240×D28×H120mm



Created by Fujii Kakuho



Made in Japan



Hearty Color

250 JPY | 70 pcs | 50g | W140×D25×H85mm | (Shrinkage : 10%)

Hearty colored clay comes with 9 rich colors.
Three primary colors, yellow, magenta, blue, enable to create every existing colors on the earth.



① Yellow

#303119 | 4902498731199 |



② Magenta

#303120 | 4902498731205 |



③ Blue

#303121 | 4902498731212 |



④ Black

#303122 | 4902498731229 |



⑤ Red

#303154 | 4902498731540 |



⑥ Orange

#303155 | 4902498731557 |



⑦ Green

#303156 | 4902498731564 |



⑧ Dark Green

#303138 | 4902498731380 |



⑨ Dark Brown

#303137 | 4902498731373 |



Hearty Soft



600 JPY | #303123 | JAN 4902498731236 | box 40 pcs |

Hearty Soft clay, an air-dry modeling clay designed as an advanced formula for professional use. It is softer with nice & velvety texture.



Shrinkage: 5.5% 200g
Package size: W240×D28×H120mm
Color: White



created by
Sachiyo Sudo



Artista Soft



450 JPY | #202108 | JAN 4902498721084 | box 40 pcs |

Artista Soft, extremely lightweight air dry clay, easy to handle, ideal for baby hand prints, flowers, fake sweets, accessories, and other craft works. Add water and can be used as creamy whipped clay.



Shrinkage: 8.5% 200g
Package size: W225×D35×H120mm
Color: White






created by Haruko Igarashi



A proper clay for
Mont Blanc Maker #404127 tool.
※End of Sales

Extra Light Weight Clay Features & Techniques

Artista Soft	Hearty Clay/ Hearty Color	Hearty Soft
Less fiber texture, Beautiful cutting surface	High shape retention when stretched thin.	Smooth, but low shrinkage Nice colored clay with strong & durable.
		
Dry hours: 1-2days Shrinkage: 8.5%	Dry hours: 1-2days Shrinkage: 8.0% (Hearty Color 10%)	Dry hours: 1-2days Shrinkage: 5.5%



Extra Lightweight & Water-Resistant Clay



280 JPY | box 1 pc | 50g | Package size W90×D10×H165mm | **End of Sales**

Mermaid Puffy, lightweight air dry, water resistant clay with velvety texture like Hearty Clay. Good for accessories to carry like a bag charm.



① White
#303131 | JAN 4902498731311 |
Shrinkage: 6.25%

② Biscuit
#303132 | JAN 4902498731328 |
Shrinkage: 5.5%

③ Chocolate
#303133 | JAN 4902498731335 |
Shrinkage: 6%



Stretching Clay Calnobie



350 JPY | #202131 | JAN 4902498721312 | box 30 pcs |

Stretching Clay Calnobie, well stretched air-dry clay for kids. Get excited about the unique clay features.

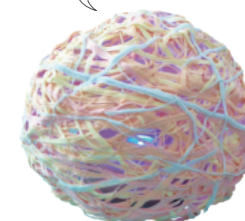


Shrinkage: 4.5% 115g
Package size: W200×D18×H120mm
Color: White



Stretch to be strings and
attach them on surface.

Wrap clay strings
around a balloon
to be clay
lampshade.




Color Scale

300 JPY | #303594 | JAN 4902498735944 | box 1 pc |

Measuring tool for mixing 2 or more Hearty or Modena color clays together to create a desired colored clay. Workable for reproducing the exact same color following the mixing ratio.

Contents



Reproduce
same
color clay

Take memo the color recipe,
and the original color be
reproduced.



Package size: W65×H250mm

Air Dry Polymer Clay

Modena series, extremely durable, high flexibility, waterproof, and non-toxic clay.

created by Hanah



created by Akemi Sonoda



Modena color

Made in Japan

End of Sales



280 JPY | box 1 pc | 60g | Package size W55×D13×H155mm | Shrinkage:8.5%

Modena Color, air dry colored polymer clay with 7 color line-up. Durable and waterproof when dry. Can be blended and make original colors.



① Yellow

JAN #303110 | 4902498731106



② Red

JAN #303111 | 4902498731113



③ Blue

JAN #303112 | 4902498731120



④ Green

JAN #303113 | 4902498731137



Modena White



Made in Japan



Modena White, air dry polymer clay, semi translucent color, water resistance and has high bending strength when dry. Ideal for flower petals and a lamp shade.



White 60g
280 JPY

JAN #303117 | 4902498731175 | box 1 pc

Shrinkage:8.5% 60g
Package Size:W55×D13×H155mm



White 250g
1,000 JPY

JAN #303109 | 4902498731090 | box 40 pcs

Shrinkage:8.5% 250g
Package Size:W97×D20×H215mm



⑤ Black

JAN #303114 | 4902498731144



⑥ Yellow-Ochre

JAN #303115 | 4902498731151



⑦ Brown

JAN #303116 | 4902498731168



「Red Tabby Kitty」
Created by jam*land



Modena Soft



Made in Japan



1,000 JPY | #303124 | JAN 4902498731243 | box 40 pcs |

Modena Soft, air dry 50% lightweight air dry polymer clay, with pure white color and ceramic like texture.



Shrinkage: 6.5% 150g
Package size: W100×D23×H185mm
Color: White



Strong against folding and bending

Well flexibility like rubber, good for fine details, thin areas less likely to break.



Created by Kyaneke



Modena Paste



Made in Japan



1,200 JPY | #303200 | JAN 4902498732004 | 1 pc |

Liquid Modena, can be used as the undercoat of canvas, texture material, or glue. Waterproof, semi-translucent color when dry.



Shrinkage: 4.3% 250g
Package Size: φ70×H92mm
Color: Semi translucent



Mix a little acrylic paint for colored paste.

Caution

●Modena series clay contains high percentage of resin and it makes easier to be affected by the temperature. Therefore, Modena series cannot be stock in the condition of under 0°C. Proper storage temperature: 5°C-25°C.

Wood Clay

Wood Clay, perfect clay for wooden texture or a rough touch clay. Gives a warm and gentle atmosphere on an art work.



Created by Hideki Tanabe



Wood Formo



Made in Japan



450 JPY | #303717 | JAN 4902498861179 | box 30 pcs |

Beautiful air-dry wooden clay, made with coarsely-grinded chip. Durable with nice wooden texture. Cookies can be made mixing wood formo with hearty clay.



Shrinkage: 9% 500g
Package Size: W210×D30×H120mm
Color: Brown



Kids Clay

Clay for children with safe, good quality, and easy to handle.
Products passed the Safety Toy inspection





Light Paper Clay Calgal

Made in Japan



350 JPY | #202116 | 4902498721169 | 30 pcs

Calgal Paper, lightweight white color paper clay, hardly stick to fingers.
Can be used with various core materials. Safety Toy (ST) Mark.



Shrinkage: 4%

480ml

Package Size: W210×D35×H135mm

Color: White



Created by Suzukidoubutsuenmae



Paper Clay 1kg

Made in Japan



250 JPY | #202115 | 4902498921156 | 16 pcs

Carved, sanded, detailed work, widely use from artists to school children.
Standard paper clay 1 kg, enough volume to create big objects.
Safety Toy (ST) Mark.



Shrinkage: 4.5%


1kg

Package Size : W230×D30×H130mm

Color : White





Created by Mina Kitaura




Petite Formo

Made in Japan



400 JPY | #202102 | 4902498821111 | 30 pcs

Air dry stone clay, designed for school kids. The main material is natural stone and no harmful material contains. When dry, it becomes a durable work.
Can be used widely from children to adults.




Shrinkage: 4.3%


500g

Package Size : W210×D30×H120mm

Color : White




created by Haruko Igarashi




Ultra Light Oil Clay

Made in Japan



519 JPY | #202111 | 4902498721114 | 20 pcs


Repeatedly used ultra-light oil clay with strength to thin.
Can be floated on water without melting. Hardly stick to fingers or clothes, and not to have an ugly smell.



360g

Package Size : W210×D35×H115mm

Color : Light gray



Can be floated on water without melting.

Other Types of Clay

Stone Clay

- Can be arranged on a core material such as paper or wood.
- Can heap new clay on dry clay or carve clay after it has dried.
- Varnish is needed to make it water-resistant.



1 La Doll



weight	Shrinkage	Dry hours
Heavy	4.0%	3-4days

Fine grained and stretchy clay, and has the most beautiful surface finish.

2 La Doll Premix



weight	Shrinkage	Dry hours
Heavy	4.6%	3-4days

Bright color stone clay with a combination of La Doll and Premier. It's pliable & lightweight with increased strength.

3 Premier



weight	Shrinkage	Dry hours
Light	6.1%	3-4days

Softest & bright white clay, beautifully mixed with paint. Allow for greater detail, exceptional strength, & ultra-lightweight.

4 Artista Formo



weight	Shrinkage	Dry hours
Heavy	3.5%	3-4days

A stone-textured finish after dry. A little coarser, but can be carved.

5 Petite Formo Kids Clay



weight	Shrinkage	Dry hours
Heavy	4.3%	3-4days

Easy to knead and spread out. Slightly coarser grained than Artista Formo.

6 Cloth Clay



weight	Shrinkage	Dry hours
Heavy	4.6%	3-4days

Liquid La Doll clay to express soft fabric texture. Soak cloth or string in the clay and form into shapes.

Resin Clay

- Resin clay cannot be used to add new clay on the dry resin clay. (Adhere with wood bond.)
- Air dry polymer clay that offers high flexibility and durability.
- Modena is water resistant to a life waterproof level. Modena Soft clay is semi water resistant.



1 Modena



weight	Shrinkage	Dry hours
Heavy	8.5%	3-4days

More resistant to folding and bending after drying. After drying, it becomes translucent and allows light to pass through.

2 Modena Soft



weight	Shrinkage	Dry hours
Light	6.5%	3-4days

About half the weight of Modena. After drying, it has a pure white finish like white porcelain.

3 Modena Paste



weight	Shrinkage	Dry hours
Heavy	4.3%	3-4days

Liquid Modena, resin-based air dry modeling paste that can be used as the undercoat of canvas, texture material for works, or glue.

Lightweight Clay

- Can be arranged on a core material such as paper or wood.
- Super, ultra-light weight clay.
- It is difficult to add new clay on top of dry clay or to scrape clay after it has dried.
- Varnish is needed to make it water-resistant.
- * "Tokenaikun" Lightweight Clay is water-resistant.



1 Hearty Clay



weight	Shrinkage	Dry hours
Light	8.0%	1-2days

Well stretched, but it is not sticky in your hands. Clay is very light and can express gentle softness. 9 color clays are available. (shrinkage 10%)

2 Hearty Soft



weight	Shrinkage	Dry hours
Light	5.5%	1-2days

Can be rolled out extremely thin without sticky in your hands. Less cracking and fluffing of clay. It is much finer and more flexible than Hearty.

3 Artista Soft



weight	Shrinkage	Dry hours
Light	8.5%	1-2days

Well stretched, but is not sticky in your hands. Soft clay is ideal for baby hand prints.

4 Stretching Clay Calnobie Kids Clay



weight	Shrinkage	Dry hours
Light	4.5%	1-2days

Well stretched lightweight air dry clay for kids. It has rich moisture and sticks to any amateur well. It can be tinted by mixing in paint or applying it after it has dried.

5 Light Paper Clay Calgal Kids Clay



weight	Shrinkage	Dry hours
Light	4.0%	1-2days

Lightweight air dry paper modeling clay, made for kids. It sticks to any core material. Can be mixed with paints or painted on the surface after drying.

6 "Tokenaikun" Lightweight Clay



weight	Shrinkage	Dry hours
Light	6.0%	2-3days

Water-resistant lightweight clay with elasticity and strength. It is ideal for school art activities, and sweets & deco art.



Wood Formo

- Can be arranged on a core material such as paper or wood.
- Exceptional strength after drying and it becomes easier to carve.
- Varnish is needed to make it water-resistant.

Wood Formo



weight	Shrinkage	Dry hours
Heavy	9.0%	3-4days

Beautiful air dry wooden clay, mixed natural clay with coarsely-grinded chips. It has durability with a nice wooden texture that gives warmth to the clay art.

Ultra Light Oil Clay



- Oil clay can be used repeatedly.
- Floats in water less than 40 degrees Celsius.
- Oil clay does not shrink.
- Painting on this clay is not allowed.

Ultra Light Oil Clay



weight	Shrinkage	Dry hours
Light	X	No hardening

Ultra light oil clay is an oil-based modeling clay. It is lightweight, non-toxic, safe to use, and stretchable. The non-sticky clay without ugly smell is soft on children's hands and easy to mold.



Paper Clay

- Can be arranged on a core material such as paper or wood.
- Varnish is needed to make it water-resistant.
- Can be mixed with paints to make colored clay or painted on the surface after drying.

Paper Clay 1kg End of Sales



weight	Shrinkage	Dry hours
Heavy	4.5%	3-4days

Carved, sanded, detailed work, widely use from artists to school children. Standard paper clay 1 kg, enough volume to create big objects.

*Drying time shown is for 1 cm balls. The larger the piece, the longer the drying time of the clay.



Air-Dry Stone Clay Pottery-Style Accessory Kit

1,300 JPY | #403294 | JAN 4902498732943 | box 1 pc |

Stone clay accessory kit for making pottery style accessories of air-dry stone modeling clay Premix. No needs to bake or fire. Basic techniques for modeling are described in a 36 pages long booklet. 120g clay, gloss varnish, roller, spatulas, sand paper, booklet, and accessory parts are in a kit.

Contents



- La Doll Premix Clay 120g
- Gloss varnish 10ml
- Plastic modeling tool /spatula set
- Plastic roller
- Sanding paper <#180 #400 #1000>
- 3 brooch pins(gold color)
- 1 pair of earring post and back (gold color)
- A5 size clear sheet
- Recipe booklet for pottery-style accessories



Air-Dry Stone Clay Starter Set for Beginners

1,200 JPY | #403293 | JAN 4902498732936 | box 1 pc |

Starting set for modeling with air-dry stone modeling clay Premier. 44 pages long recipe book for creating interior accessories and everyday goods is packaged with.

Contents



- Premier 100g
- Gloss varnish 10ml
- Plastic modeling tool /spatula set
- Plastic roller
- Sanding paper <#180 #400 #100>
- A5 size clear sheet
- Recipe booklet for stone clay interior goods



Package size:W170×H250×D25mm (incl. header)



Package size:W170×H250×D25mm (incl. header)




LED Candle

Made in Japan

264 JPY | #202729 | JAN 4902498727918 | box 1 pc |

LED candle light is used for sweet & deco art. It becomes miniature cake decorating with creamy clay or silicone. One button battery packed with LED candle.



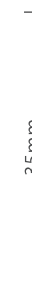
Gentle orange light flickers like a flame.



36 mm small diameter allows to be set in a small container.



Light Color :Orange
Product size :36mm in diameter




LED Light

Made in Japan

346 JPY | #101616 | JAN 4902498716165 | box 1 pc | RGB |

Make your original light using with plastic bottle, Japanese traditional paper, or modeling clay. 3 AAA size batteries are packed with light for test run.



Package size:W90×H80×D40mm
Product size:76mm in diameter

Includes 3 AAA manganese batteries for testing.
Lighting up hours: 24 to 36 hours with manganese batteries, 72 to 96 hours with alkaline ones



Lighting up the herbarium

©PEBOCD



Photo Frame

Made in Japan

300 JPY | #202159 | JAN 4902498721596 | box 1 pc |

Simple photo frame with 35mm frame wide, to decorate for sweet & deco, finger print, and more for art crafts.

[Caution]
Check the frame direction with the position of standing stick before craft.



Size:W180×H143mm
Material:Wood



Vertical or horizontal orientations, Photo size 100x130mm (size L), attached a small stick for standing.



Decollage

There are many wonderful tools that make it easy to create realistic-looking sweets that you will want to eat. You can use clay as whipped cream, decorate it as you like, and feel a bit like a pastry chef.

「Cream flower cake」
created by Clay patissiere Chieko Kuroda

Clay Mold

Made in Japan

PE clay molds for making small decoration parts like cookies and fruits for sweets deco art.
*Grease a mold with oil to make it easy to lift clay out of mold.



Sweet Paste | #404094 | JAN 4902498740948 | box 1 pc |



380 JPY
Size : W105×H80mm
Material : PE



Fruit | #404095 | JAN 4902498740955 | box 1 pc |



380 JPY
Size : W95×H80mm
Material : PE



Kids | #404096 | JAN 4902498740962 | box 1 pc |



380 JPY
Size : W90×H75mm
Material : PE



Japanese Sweets | #404097 | JAN 4902498740979 | box 1 pc |



380 JPY
Size : W90×H60mm
Material : PE




Macaroon | #404082 | JAN 4902498740825 | box 1 pc |



400 JPY
Size : W155×H120mm
Material : PE



Alphabet | #404098 | JAN 4902498740986 | box 1 pc |



380 JPY
Size : W120×H140mm
Material : PE



Mold Smoother

Made in Japan

450 JPY | #404125 | JAN 4902498741259 | box 1 pc |

Mold oil to grease molds and becomes easier to lift clay out of mold.
The brush with the cap is useful to oil every corner of a mold evenly.
Suitable molds: Plastic ones, silicone ones, and metal ones.



[available molds]
plastic, metal,
and silicone molds



20ml
Package size : W33×D33×H98mm
Ingredient : Mineral Oil



Creamy Whip Clay Milk

Made in Japan

1,000 JPY | #404102 | JAN:4902498741020 | box 1 pc |

Soft creamy whip with matte texture, easy to squeeze, looks real whipped cream.
Dissolved in water when wet. High water-resistant clay when dry.

Contents




Tip
2 pastry bags (6-cut star) Spoon Creamy Whip Clay



Package size: W90×D50×H208mm
Volume 120g

[Instructions]



Cut a tip of pastry bag and set a tip.



Put creamy whip clay into the bag.

Drying Time

Surface Drying	2 - 3 hours
Complete Drying	1 - 2 days

Materials that cannot be adhered to

- polyethylene ● soft vinyl
- fluoropolymer ● silicone resin



Creamy Whip Bags & Tip

Made in Japan

200 JPY | #404104 | JAN:4902498741044 | box 1 pc |

2 pastry bags and a tip are in a set.
Use it for creamy whip clay.

Contents



1 tip (6-cut star) 2 Pastry bags



Package size: W100×D15×H140mm



「Cream Flower Pot」
Created by
Clay patissiere
Yumiko Nose



Deco Sauce R

Made in Japan

thick syrupy
fruit sauce

200 JPY | box 1 each | Volume 10cc | Package size W55×H178mm |

Deco Sauce, perfect item for sweets deco craft.
It looks real syrupy fruit sauce when dry.



① Strawberry
#404047
JAN:4902498740474



② Mango
#404048
JAN:4902498740481



③ Kiwi
#404049
JAN:4902498740498



④ Blueberry
#404050
JAN:4902498740504



⑤ Chocolate
#404070
JAN:4902498740702



⑥ Clear
#404060
JAN:4902498740603



[How to use]

Thin nozzle for
painting and
drawing fine parts.



Deco Cream Sauce

Made in Japan

non-transparent
melly cream

200 JPY | box 1 each | Volume 10cc | Package size W55×H178mm |

Deco Cream Sauce, perfect item for sweets deco craft.
The semi-matte type of liquid shows melty creamy texture.



① Caramel
#404069
JAN:4902498740696



② Chocolate
#404051
JAN:4902498740511



③ Strawberry milk
#404052
JAN:4902498740528



④ Milk
#404123
JAN:4902498741235



Mont Blanc Maker with 6 patterns

1500 JPY | #404127 | 4902498741273 | 1 pc | **End of Sales**

Make clay strings, noodle, and hair with 6 different sizes from ultrafine hair to the flat spaghetti noodles with this tool.




Contents: attachment set (6 patterns), Mont Blanc Maker
Package Size: W110 x D30 x H260mm



Spare attachment set (6 patterns)

400 JPY | #303624 | 4902498736248 | 1 set | **End of Sales**



Contents: attachment set (6 patterns)



Deco Cake Sprinkles **End of Sales**

250 JPY | #404058 | 4902498740580 | 1 pc

Make your articles pop and colorful by decorating with sprinkles.
Deco Cake Sprinkles.



Created by Kimura Premium



Package Size: :W62×D7×H123mm



Eye Bolt

450 JPY | 1 pc each | Size Φ5×20mm | Material Brass

Available two colors: gold and silver.
20 mm long bolt can be firmly fixed.



① Gold
#404088 | 4902498740887 | 10 pcs



② Silver
#404114 | 4902498741143 | 10 pcs



Ball Chain

420 JPY | 1 pceach | Length 100mm | Material Brass (1.6mm diameter ball)

Available two colors: gold and silver.



① Gold
#404093 | 4902498740931 | 5 pcs



② Silver
#404130 | 4902498741303 | 5 pcs



Brooch Pin

250 JPY | 1 pc each | Material Brass

Available two colors: gold and silver.



① Gold 15mm
#404128 | 4902498741280 | 5 pcs



② Silver 15mm
#404131 | 4902498741310 | 5 pcs



③ Gold 20mm
#404129 | 4902498741297 | 5 pcs



④ Silver 20mm
#404132 | 4902498741327 | 5 pcs



Use it for both resin and clay!

Coating

Caution when using a matte finish with acrylic paints

If acrylic paint does not adhere well, the matting agent in the varnish may act as an abrasive and cause the paint to lose its color.



Made in Japan

Sealer

700 JPY

box	Volume	Package size
24pcs	100ml	Φ51×H83mm

Water based Acrylic Polymer Emulsion coat for clay, wood, paper, leather, metal, resin, and cloth. Can be mixed with color paint. Water resistance after dry.

Note : When using Sealer Matte, matting agent may peel color off on the surface of acrylic having bad fixability.

	Super Gloss / Matte
Water color	×
Oil color	○
Acrylic paint	○
Oily marking pen	○
Water-based pen	×
Water resistant	Water resistant



Super Gloss coat



Matte and Natural Texture



① Super Gloss

#303216 JAN 4902498732165

② Matte

#303218 JAN 4902498732189



Made in Japan

Ultra Varnish

1,100 JPY

box	Volume	Package size
35pcs	200ml	Φ50×H145mm

Clear acrylic water-based varnishes protect hobby projects from scratches and dirt with durable coating. Ideal for clay, paper, wood, metal, leather, resin and cloth. Super Gloss coat and Matte one are available.

Note : When using Sealer Matte, matting agent may peel color off on the surface of acrylic having bad fixability

	Super Gloss / Matte
Water color	×
Oil color	○
Acrylic paint	○
Oily marking pen	○
Water-based pen	×
Water resistant	Water resistant



① Super Gloss

#303223 JAN 4902498732233

③ Matte

#303225 JAN 4902498732257



Al Color


Made in Japan

Patina set for antique bronze color and antique gold.

After painting copper or brass liquid, apply patina chemical to age and oxidize metals to beautiful colors.



After applying the bronze copper solution.



Coat with corrosion solution and rubbed with a cloth before it dried out.

① Bronze liquid (single item)

655 JPY

#101412 JAN 4902498714123 box 24 sets

Volume : 100ml
Size : Φ51×H83mm

② Bronze Set

1082 JPY

#101411 JAN 4902498714116 box 12 sets

Volume : 100ml each
Size : Φ51×H83mm each

Coating



Made in Japan

Water Resistant Varnish

800 JPY

box	Volume	Package size
24pcs	100ml	Φ51×H83mm

Waterproof coating with durable protection & elasticity, no bad smell and harmless.

Use it for clay, wood, paper, and more items.

	Gloss / Matte
Water color	×
Oil color	○
Acrylic paint	○
Oily marking pen	○
Water-based pen	×
Water resistant	Water resistant



Not coated



Gloss coated



Matte coated



① Gloss

#202943 JAN 4902498729431

② Matte

#202944 JAN 4902498729448



Made in Japan


Super Exterior Varnish

1,600 JPY

box	Volume	Package size
35pcs	200ml	Φ50×H145mm

Water based varnish with strong and durable waterproof coating. Gloss coat and matte one are available. Ideal for clay, wood, pottery, bisque, clay, paper, cloth, glass, and tinplate.

	Gloss / Matte
Water color	×
Oil color	○
Acrylic paint	○
Oily marking pen	○
Water-based pen	×
Water resistant	Water resistant



Not coated




① Gloss

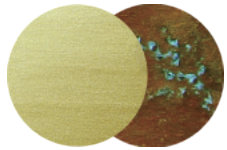
#303226 JAN 4902498732264

② Matte

#303227 JAN 4902498732271



Bronze Set



Gold Set

③ Gold liquid (single item)

655 JPY

#101415 JAN 4902498714154 box 24 sets

Volume : 100ml
Size : Φ51×H83mm

④ Gold Set

1,082 JPY

#101414 JAN 4902498714147 box 12 sets

Volume : 100ml each
Size : Φ51×H83mm each





Pro's Acrylics

Made in Japan

300 JPY | box | 1 pc each | Volume | 30ml each | Size | Ø24×H93mm |

Acrylic-based and fast-drying, excellent color stretch and development. Can be overpainted after dry. Perfect for clay, tole painting, stencil art, hobby & craft work.

The colors may differ slightly from actual colors due to the nature of the printed material.



① Cherry Red
#404802
JAN:4902498748029

② Red
#404803
JAN:4902498748036

③ Orange
#404811
JAN:4902498748111

④ Yellow
#404814
JAN:4902498748142



⑤ Yellow Ochre
#404816
JAN:4902498748166

⑥ Chocolate
#404832
JAN:4902498748326

⑦ Burnt Umber
#404836
JAN:4902498748364



⑧ Yellow Green
#404840
JAN:4902498748401

⑨ Middle Green
#404841
JAN:4902498748418

⑩ Royal Blue
#404861
JAN:4902498748616



⑪ Plum
#404870
JAN:4902498748708

⑫ White
#404875
JAN:4902498748753

⑬ Black
#404877
JAN:4902498748777



Pro's Acrylics Set

Made in Japan

1,800 JPY | #202982 | JAN | 4902498729820 | box | 1pc |

A set of 6 colors of water-based acrylic paints for a wide range of hobby and craft uses, including clay, tall paint, and stencils. 6 essential colors "Red" "Yellow" "Middle Green" "Burnt Umber" "Royal Blue" and "Yellow Ochre" are included.

The colors may differ slightly from actual colors due to the nature of the printed material.



Contents : 6 colors
Volume : 30ml each
Package size : W81×D51×H97mm



Pro's Acrylics Set

Made in Japan

3,600 JPY | #202981 | JAN | 4902498729813 | box | 1pc |

A set of 11 colors of water-based acrylic paints for a wide range of hobby and craft uses, including clay, tall paint, and stencils. Acrylic paints are quick-drying paints with pigments suspended in an acrylic polymer emulsion. Acrylic paints can be thinned with water, but become water-resistant when dry.

The colors may differ slightly from actual colors due to the nature of the printed material.


















Contents : 11 colors
Volume : 30ml each
Package size : W151×D51×H97mm



Pro's 7000 Series

Made in Japan




Made in Japan High quality brushes designed for artists.
Round Polyester (PBT) brush with the elasticity, close to the sable brush.

	① R-0 380 JPY	#202948	JAN 4902498729486	box 1per pc
	② R-2 400 JPY	#202949	JAN 4902498729493	box 1per pc
	③ R-4 450 JPY	#202950	JAN 4902498729509	box 1per pc
	④ R-6 550 JPY	#202951	JAN 4902498729516	box 1per pc
	⑤ R-8 650 JPY	#202952	JAN 4902498729523	box 1per pc
	⑥ R-10 750 JPY	#202953	JAN 4902498729530	box 1per pc
	⑦ L-10/O 380 JPY	#202954	JAN 4902498729547	box 1per pc
	⑧ L-0 380 JPY	#202955	JAN 4902498729554	box 1per pc
	⑨ L-2 380 JPY	#202956	JAN 4902498729561	box 1per pc
	⑩ SC-2 400 JPY	#202957	JAN 4902498729578	box 1per pc
	⑪ FB-2 460 JPY	#202969	JAN 4902498729691	box 1per pc
	⑫ FB-4 550 JPY	#202970	JAN 4902498729707	box 1per pc
	⑬ FB-6 630 JPY	#202971	JAN 4902498729714	box 1per pc
	⑭ FB-8 720 JPY	#202972	JAN 4902498729721	box 1per pc
	⑮ FB-10 850 JPY	#202973	JAN 4902498729738	box 1per pc



Pro's Oval Mop Series

The nylon oval mop brush, perfect for painting on the broad areas.

	① OM-1/2 650 JPY	#202916	JAN 4902498729165	box 1per pc
	② OM-3/4 1,000 JPY	#202917	JAN 4902498729172	box 1per pc
	③ OM-1 1,500 JPY	#202918	JAN 4902498729189	box 1per pc



Sable Fine Brush & Fine Brush

Made in Japan

Fine brush for water color paint, graphic art, and drawing.
※tinny size sable hair brush is for fine line art.



① **sable**
800 JPY

| #303341 | JAN 4902498733414 | box 1per pc |



② **Size 0**
400 JPY

| #303301 | JAN 4902498733018 | box 1per pc |



Round Brush

Made in Japan

Nylon and wool combination brush, soft & strong with high water retention.



① **Size 6**
350 JPY

| #303306 | JAN 4902498733063 | box 1per pc |



② **Size 10**
500 JPY

| #303307 | JAN 4902498733070 | box 1per pc |



③ **Size 12**
550 JPY

| #303308 | JAN 4902498733087 | box 1per pc |



Synthetic Round Brush

Made in Japan

100% nylon fiber brush with fine durability.



① **Size 8**
500 JPY

| #303321 | JAN 4902498733216 | box 1per pc |



② **Size 12**
750 JPY

| #303322 | JAN 4902498733223 | box 1per pc |



Five brushes Set

Made in Japan

2,500 JPY

| #303331 | JAN 4902498733315 | box 1pc |

5 brushes are in a set: 3 sizes of round and 2 sizes of fine point brush.



5 brushes are in a set
Package Size: W50 x D7 x H217mm



Bristle Flat Brush

Made in Japan

Strong and fine durable flat brush.



① **Size 6**
180 JPY

| #303350 | JAN 4902498733506 | box 1per pc |



② **Size 12**
300 JPY

| #303351 | JAN 4902498733513 | box 1per pc |



③ **Size 18**
450 JPY

| #303352 | JAN 4902498733520 | box 1per pc |



Cat's Tongue Brush

Made in Japan

“Cat’s Tongue” comes from its shape, makes of fine nylon fiber with strong and fine durability like bristle brush.



① **CT-0**
380 JPY

| #202994 | JAN 4902498729943 | box 1per pc |



② **CT-4**
450 JPY

| #202990 | JAN 4902498729905 | box 1per pc |



③ **CT-6**
480 JPY

| #202991 | JAN 4902498729912 | box 1per pc |



④ **CT-8**
530 JPY

| #202992 | JAN 4902498729929 | box 1per pc |



⑤ **CT-10**
580 JPY

| #202993 | JAN 4902498729936 | box 1per pc |



JEWEL LABYRINTH

Enjoy handmade jewelry that will not fade over time with the highest quality resin craft materials.



LED Curing Resin “Star Drop”

Made in Japan



Basic Information of PADICO Resin

Advanced LED Curing Resin with high transparency, speedy curing in 30 seconds, and long term non-yellowing color protection. Workable with LED lamp, LED handy light, UV light, and sunlight.



Hard 30g
Firm texture
Accessory making

1,500 JPY
#403236 | JAN : 4902498732363 | box 40 pcs
Bottle size: Φ28mm×H116mm
Package size: W80×D30×H190mm



Soft 25g
Pliable & soft texture
Coating paper & cloth

1,500 JPY
#403245 | JAN : 4902498732455 | box 40 pcs
Bottle size: Φ28mm×H116mm
Package size: W80×D30×H190mm



Gummy 25g
Jelly-like texture Gummy
candies and ribbon accessories

1,500 JPY
#403246 | JAN : 4902498732462 | box 40 pcs
Bottle size: Φ28mm×H116mm
Package size: W80×D30×H190mm



Hard 10g
600 JPY
#403239
JAN : 4902498732394
Sell per piece or box(50 pcs)
Bottle size: Φ22mm×H90mm
Package size: W62×D25×H150mm



Hard 100g
4,000 JPY
#403240
JAN : 4902498732400
Sell per piece or box(45 pcs)
Bottle size: Φ40×H160mm



Hard 200g
7,000 JPY
#403241
JAN : 4902498732417
Sell per piece or box(35 pcs)
Bottle size: Φ50×H180mm



Hard 500g
16,000 JPY
#403242
JAN : 4902498732424
Sell per piece or box(12 pcs)
Bottle size: Φ66×H226mm

Curing Time			
※Take longer cure time when the colorant resin is used.			
UV-LED light (6W~9W)	30 - 120 seconds	Bright sunlight	30 - 120 seconds
UV light (36W)	2 - 4 minutes	Cloudy sunlight	3 - 10 minutes
※Curing period differs with size and seasonal changes.			
Compatible for LED	405nm, 365nm		

Durability List		
*Please refer to the left for cure time		
Quick	Slow	No reaction
UV-LED light	Fluorescent light	Home LED appliances
UV light	Near window (under shade)	
Sunlight		



Causes skin irritation.
Cause serious eye irritation.
Use in a well-ventilated room.
Store in a cool, dry area.
Storage temperature 0-25° C
Do not use near fire or open flame.



UV-LED Curing Resin “Moon Drop”

Minimized shrinkage and warping. No wrinkles when cured in silicone mold.
Crystal clear resin with long-lasting non-yellowing protection.



Basic Information
of PADICO Resin

Size: 30g

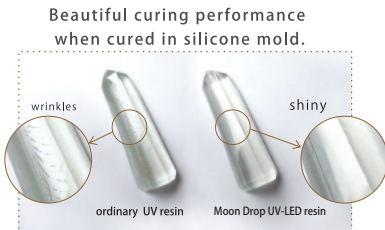
1,500 JPY

#403323 | 4902498733230 | box 40pcs |

Bottle size: Φ28mm x H116mm
Package size: W80 x D30 x H190mm



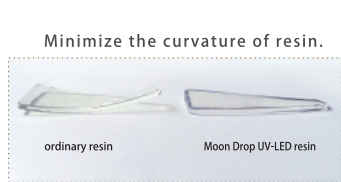
Crystal Clear Resin



Beautiful curing performance
when cured in silicone mold.



This resin works
excellent in a frame
or open back bezel.



Minimize the curvature of resin.

The resin is not a glue.
It may come off the frame
on impact.

Ingredients: Acrylic UV curable resin/Color: Clear



UV-LED Curing Resin “Sun Drop”

One component resin curing with both LED light(405nm) and UV light(36W).
Minimize the curvature of the resin and good result with silicone mold when curing.



Basic Information
of PADICO Resin

Size:30g

980 JPY

#403327 | 4902498733278 | box 40pcs |

Bottle size: Φ28mm×H116mm
Package size: W80×D30×H190mm

Cure with UV-LED light.



Less yellowing



ordinary UV resin Sun Drop UV-LED resin

Ingredients: Acrylic UV curable resin/Color: Clear



Size: 100g

1,500 JPY

#403324 | 4902498733247 | box 45pcs |

Bottle size: Φ40mm×H160mm



Size: 200g

7,000 JPY

#403325 | 4902498733254 | box 35pcs |

Bottle size: Φ50mm×H180mm



Size: 500g

16,000 JPY

#403326 | 4902498733261 | box 12pcs |

Bottle size: Φ66mm×H226mm



Size: 100g

2,800 JPY

#403328 | 4902498733285 | box 45pcs |

Bottle size: Φ40mm×H160mm



Size: 200g

5,200 JPY

#403329 | 4902498733292 | box 35pcs |

Bottle size: Φ50mm×H180mm



Size: 500g

12,000 JPY

#403330 | 4902498733308 | box 12pcs |

Bottle size: Φ66mm×H226mm

Curing Time ※Take longer cure time when the colorant resin is used.

UV-LED light (6W~9W)	30 - 120 seconds	Bright sunlight	30 - 120 seconds
UV light(36W)	2 - 4 minutes	Cloudy sunlight	3 - 10 minutes

※Curing period differs with size and seasonal changes.

Compatible for LED 405nm、365nm

Durability List *Please refer to the left for cure time

Quick	Slow	No reaction
UV-LED light	Fluorescent light	Home LED appliances
UV light	Near window (under shade)	
Sunlight		



No fire. Use resin in a well-ventilated room.
Store in cool and dry.
Proper storage temperature : 0℃ - 25℃
For ages 15 and up.

Warning

Inflammation occurs when a liquid contacts the eyes.
It may cause corneal damage or visual loss.
Please handle with care.



No fire. Use resin in a well-ventilated room.
Store in cool and dry.
Proper storage temperature : 0℃ - 25℃
For ages 15 and up.

Warning

Inflammation occurs when a liquid contacts the eyes.
It may cause corneal damage or visual loss.
Please handle with care.



UV-LED Handy Light3

800 JPY | #403284 | JAN 4902498732844 | box 1 pc |

Hybrid curing unit, compatible for LED 405nm & 365 nm
Automatic 30 seconds and 60 seconds turn off timer.
Please use a separate commercially available USB power adapter
or USB charger.



Can be supplied power
by smartphone charger
(DC5.0V=1.0A)

Packing List

- 1 x UV-LED Handy Light
- 1 x USB cable (1m)

Specifications

LED Lights	6 LED lamp beads
Wavelength	405nm+365nm
Power	6W(Max)
Material	ABS
Timing Function	45 seconds / 60 seconds
Power Supply	DC 5.0V=1.0A
Color	White
Irradiation area	W120×H50×D42mm

Package size : W120×H190×D25mm
Product size : W132×H68×D19mm
(Height of Stands : 42mm)

Power source such as USB power
or USB mobile battery is required,
but not included.

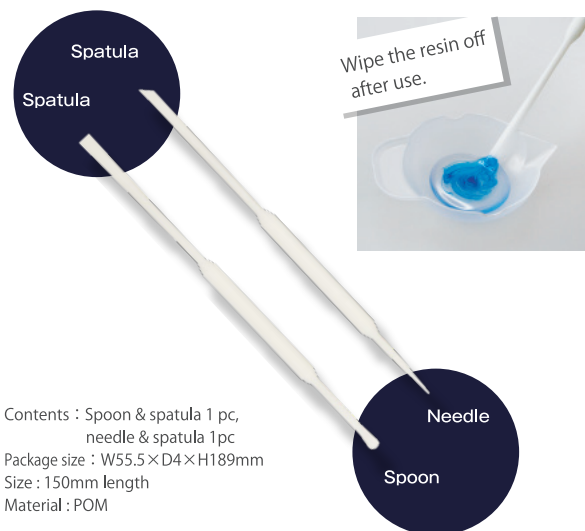


Mixing Stick

Made in Japan

380 JPY | #403033 | JAN 4902498730338 | box 1 pc |

Useful mixing stick for resin craft.
2 pieces of 15 cm long sticks.
Each stick has two useful ends for mixing, pouring, and
getting rid of bubbles.



Contents : Spoon & spatula 1 pc,
needle & spatula 1 pc
Package size : W55.5×D4×H189mm
Size : 150mm length
Material : POM

Wipe the resin off
after use.



Jewel Color Mixing Palette

Made in Japan

380 JPY | #403032 | JAN 4902498730321 | box 1 pc |

Unique shaped mixing palette, designed for color resin
making. The polypropylene palette gives flexible workability
and easy to clean.



Contents: 3 pieces
Package size: W91×D25×H150mm
palette size: W52×D70×H12mm
Material: Polypropylene



Jewel Color Shading Case

480 JPY | #403298 | JAN 4902498732981 | box Seii per piece (3 cases) |

Jewel Color Shading Case, dedicated case to
hold the mixing palette.
To store the resin with the light completely blocked out.

Place for storing resin



Set the mixing palette in
and cover with the lid.

Place for mixing palette




Block the light in when
pausing the work.

Use stickers attached on top



Note the color formulation.

Contents



Shading Case x 3 pcs
Lid x 3 pcs
Sticker x 3 sheets

Applying for "Utility Model Registration Mark"

Case size: W80 x D25 x H110 mm
Package size: W140 x D50 x H200 mm




Nozzle attachment fine nozzle & spatula

380 JPY | #403230 | JAN 4902498732301 | box 1 bag |

Use nozzles for drawing lines and spatula for applying resin
to a surface with.

Nozzle size



Attach a fine nozzle to the
tip of bottle and use it.

contents : 2 fine nozzles /
1 spatula type and the instruction written in Japanese
Package size : W61×D8×H130mm
Material : PP



Glitter Set

Made in Japan

800 JPY | box 1 pc each | 3 color set x 3 kinds | quantity 2g | Package size W80×D19×H120mm |

Make beautiful gradation colors with three glitters.
Tap the bottom of the bottle and glitter be sprinkled.



① Glitter Set Pink
#404148
JAN : 4902498741488

② Glitter Set Blue
#404149
JAN : 4902498741495

③ Glitter Set Gold
#404150
JAN : 4902498741501



Tap the bottom of the
bottle with fingertips.



Jewel Color for UV & LED Curing Resin

Jewel Color - Resin pigment color liquid

Jewel color, coloring liquid for tinting UV & UV-LED curing resin. Can be used alone or blended with others for customized color. Workable with both 1 component resin and 2-part epoxy one.



*Jewel Color is a pigment for coloring resin.

Standard (12 colors) 480 JPY | 1pc each | 10ml | W70×D23×H130mm | Φ22×H62mm |

① Pink
#403034
JAN : 4902498730345

② Red
#403035
JAN : 4902498730352

③ Orange
#403036
JAN : 4902498730369

④ Yellow
#403037
JAN : 4902498730376

⑤ Yellow green
#403038
JAN : 4902498730383

⑥ Green
#403039
JAN : 4902498730390

⑦ Cyan
#403040
JAN : 4902498730406

⑧ Blue
#403041
JAN : 4902498730413

⑨ Purple
#403042
JAN : 4902498730420

⑩ Brown
#403043
JAN : 4902498730437

⑪ Black
#403044
JAN : 4902498730444

⑫ White
#403045
JAN : 4902498730451



Colorants for UV-LED Resin 12 Basic Jewel Color Set

2,700 JPY | #403295 | 4902498732950 | Sell per piece or a carton(40 pcs) | 2ml each x 12 bottles |

The long awaited "12 Basic Jewel Color Set" with smaller volume bottles.
Packaged in a designer box, great as a gift.



Bottle size: Φ18mm x H44mm
Package size: W62 x D25 x H163mm




Dedicated nozzle to avoid dripping spills



Pon Pon Attachment of Jewel Color

480 JPY | #403263 | 4902498732639 | 1 pc |

Pon Pon Attachments are useful tools for tapping "Jewel Color" especially for pearl series direct on cured resin pieces and clay accessories.



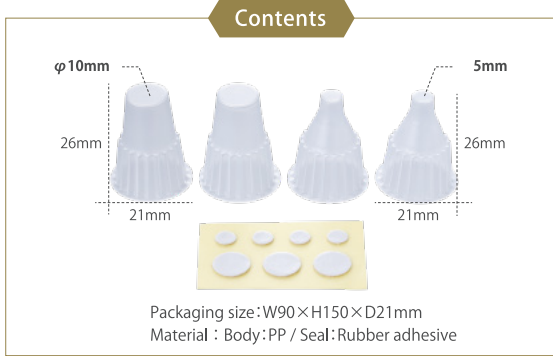
Packaging size: W90×H150×D18mm
Material : Body:PP / Cap:PE / Puff:NBR



Pon Pon Stand

380 JPY | #403262 | 4902498732622 | 1 pc |

Pon Pon Stand is a convenient mini stand fits in your finger.
Apply an adhesive tape on top of the stand and place an object on it, so it can hold the object while tapping.
Workable for air drying.



Packaging size: W90×H150×D21mm
Material : Body:PP / Seal:Rubber adhesive



For decorating resin craft and for air drying.



Handy tapping with all angles.



Surface coating for resin "Jewel Color Matte"

480 JPY | #403269 | JAN 4902498732691 | box 1 pc each |

Paint Gloss type to cover fine scratches on the surface and have glossy finish.

Attach the Pom-Pom Attachment (sold separately) to apply without soiling hands or tools.



- Dry Time
15-30 mins
- water-resistant
coating
after dry
- Don't mix
with resin.



Gloss



Matte

Package size: W70×D23×H130mm
Bottle size: Φ22×H62mm
Volume: 10ml
Ingredients: organic solvents, synthetic resins
Curing perio differs with size and seasonal changes.



- Dry Time
15-30 mins
- water-resistant
coating
after dry
- Don't mix
with resin.

Package size: W70×D23×H130mm
Bottle size: Φ22×H62mm
Volume: 10ml
Ingredients: organic solvents, synthetic resins
Curing perio differs with size and seasonal changes.

Coatable materials ■ cured resin, metal, glass, ABS, PET, plastic board, acrylic paint, water-based pen
*Color will peel off when applied on top of writing with oil-based pen.



Surface coating for resin "Jewel Color Gloss"

480 JPY | #403270 | JAN 4902498732707 | box 1 pc each |

Use Matte type to have beautiful sanded glass texture.

Attach the Pom-Pom Attachment (sold separately) to apply without soiling hands or tools.



Sandpaper Waterproof Paper Set

480 JPY | #403342 | JAN 4902498733421 | box 1 pack each |

Mini size sandpapers so it can be used without cutting.
Use for chamfering, deburring, and polishing.
It can also be water-polished to prevent dust from scattering during polishing.

Contents: Sandpaper 3 pcs per grit sizes: #240, #400, #1000
Paper Size: W32.5mm×H70mm
Packaging Size: W80mm×H140mm×D3mm



#240	Very fine
#400	Extra fine
#1,000	Super fine



Resin Polishing

Dust does not scatter
when sanded resin with water.



Crank Eye bolt

Made in Japan

480 JPY | box 1 bag | 10 pcs |

Innovated crank eyebolt. Easy to set an accessory with.



Gold

#403055 | JAN 4902498730550 |

Size: W3×D0.8×H9.5mm
Package size : W62×D2×H125mm
Material: Iron, Plating



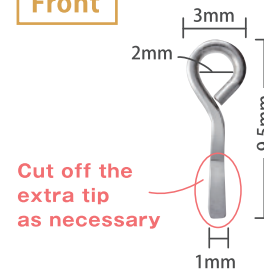
Silver

#403056 | JAN 4902498730567 |

Size: W3×D0.8×H9.5mm
Package size : W62×D2×H125mm
Material: Iron, Plating



Front



Cut off the
extra tip
as necessary

Side

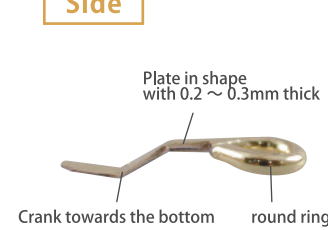



Plate in shape
with 0.2 ~ 0.3mm thick

Crank towards the bottom

round ring

No need to drill a hole with a pin vise tool!



Just place it.
No sink.

Eye pin needs to stay with tape.
The crank eye bolt stay at the edge without tape.




Hole Maker

Made in Japan

1,200 JPY | #403249 | JAN 4902498732493 | box 1 pc |

Hole Maker is an innovative product, making bead-like resin parts with.
Set this silicone into resin and cure it under the light.
Round hole, buttonhole, L-shaped hole, and U-shaped one can be made easily with the hole maker.

Make bead-like resin parts
with HoleMaker.



For beads accessory making

Create your own
button

Using silicon mat
as a mold lid for
gives the surface
gloss and matte
texture.



Hole Maker



Straw



Storage bag

Package size : W120 x H185 x D3mm
Size : W100 x H100 x D2mm (A : 3mm)
Material : (Hole Maker) Silicone / (Straw) PP / (Storage Bag) PE
Upper temperature limit : 200°C / Cold temperature limit -60°C

Miniature Acrylic Item

280 JPY | box 1pc each | Package size 約W70×H120×D12mm |

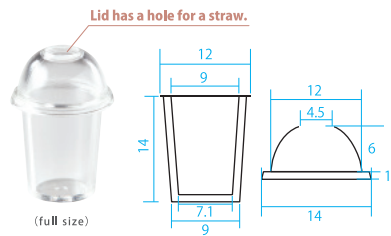
Miniature sized clear acrylic deco items.
Made in Japan product with excellent transparency.

Scan the QR code to download
illustrations of the embedded objects.
(postcard size)



Drink Cup

#403275 | JAN 4902498732752 |



(full size)



Caramel Whip Latte

Contents



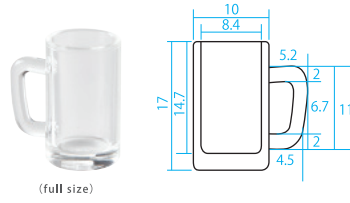
Tropical Juice ★

Unit Size : W14×D14×H21mm(Height when assembled)
Material: Acrylic resin (polymethyl methacrylate: PMMA)
Heat proof temperature : 70℃/Cold resistance : -30℃



Beer Mug

#403276 | JAN 4902498732769 |



(full size)



Whiskey & Soda

Contents



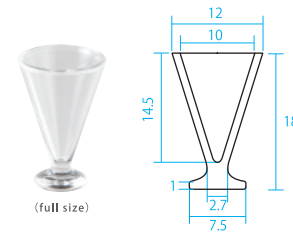
Craft Beer ★

Unit Size : W15.2×D10×H17mm
Material: Acrylic resin (polymethyl methacrylate: PMMA)
Heat proof temperature : 70℃/Cold resistance : -30℃



Pafait Glass

#403277 | JAN 4902498732776 |



(full size)



Blue Hawaii ★ Watermelon Jelly ★

Contents



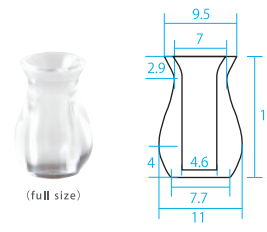
Strawberry Sundae Chocolate Sundae

Unit Size : W12×D12×H18mm
Material: Acrylic resin (polymethyl methacrylate: PMMA)
Heat proof temperature : 70℃/Cold resistance : -30℃



Flower Vase

#403278 | JAN 4902498732783 |



(full size)



White-green flower arrangement ●

Contents



Dried flower arrangement ●

Unit Size : W11×D11×H16mm
Material: Acrylic resin (polymethyl methacrylate: PMMA)
Heat proof temperature : 70℃/Cold resistance : -30℃

★ Created by Kimura Premium | ● Created by Erina Hino

PADICO Resin Set

Resin Sets of Star Drop Hard Type Liquid & Supplies,
Great starter sets for beginners and advanced.
Instructions written in Japanese is included.
Save 20% compared to purchasing packaged items individually.



Star Drop Trial Set

2,000 JPY | #403271 | JAN 4902498732714 |

Contents

- LED Curing Resin "Star Drop" Hard 30g
- Jewel Color Mixing Palette
- Mixing Stick
- Technique & Recipe Book

Handy light is not included in this trial set.



Package size: W310×H290×D34mm
Net weight : 163g



Star Drop Starter Set

2,700 JPY | #403272 | JAN 4902498732721 |

Contents

- LED Curing Resin "Star Drop" Hard 30g
- Jewel Color Mixing Palette
- Mixing Stick
- Technique & Recipe Book
- UV-LED Handy Light3(6W)



Package size: W310×H290×D36mm
Net weight : 240g



Star Drop Jewel Mold Set

4,500 JPY | #403273 | JAN 4902498732738 |

Contents

- LED Curing Resin "Star Drop" Hard 30g
- Jewel Color Mixing Palette
- Mixing Stick
- Technique & Recipe Book
- UV-LED Handy Light3(6W)
- Jewel Mold Mini Simple Shape
- Jewel Mold Mini Jewelry Cut Hexagon
- Jewel Mold Mini Star
- Jewel Mold Mini Jewelry Cut Circle



Package size: W310×H290×D50mm
Net weight : 349g



Soft Mold

Molds are consumption articles.
They may be distorted in shape or
have cloud surface by resin heat
reaction with long time use.

The mold is made of PP material to allow easy removal of cured resin.
UV resins and UV-LED resins cure beautifully due to the transparent molds that transmit UV light.

The copyright of any work created using the mold belongs to the creator.
*In the case of clay, applying mold smoother (sold separately) makes it easier to remove.

As resin mold



Pour resin in it.
After curing, push a
pieceout from back.

As clay mold

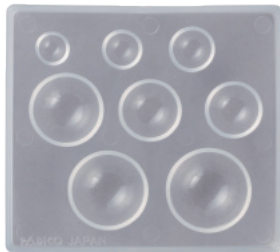


Oil the surface,
then press clay
into the mold.



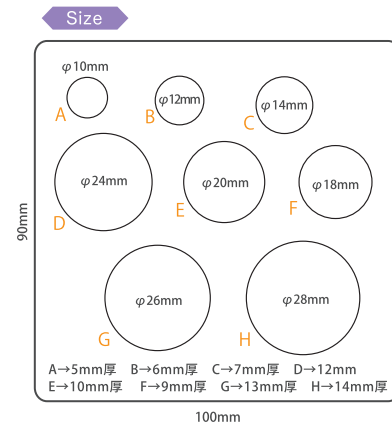
Hemisphere

#404176 | JAN 4902498741761 | box 1 pc |




1,200 JPY

Size:W100×D18×H90mm
Package size:W115×D27×H145mm
Upper temperature limit:70℃
Cold temperature limit:-20℃
Material:PP



Cube

#404190 | JAN 4902498741907 | box 1 pc |

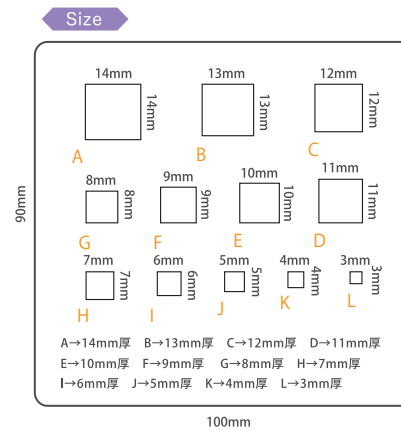


1,200 JPY

Size:W100×D18×H90mm
Package size:W115×D27×H145mm
Upper temperature limit:70℃
Cold temperature limit:-20℃
Material:PP



Created by
Kimura Premium



Triangle

#404217 | JAN 4902498742171 | box 1 pc |

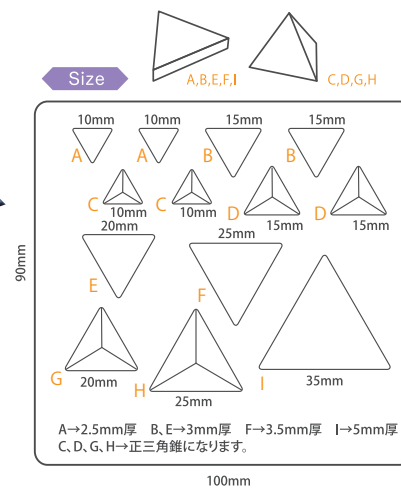


1,200 JPY

Size:W100×D24×H90mm
Package size:W115×D27×H145mm
Upper temperature limit:70℃
Cold temperature limit:-20℃
Material:PP



★ : Created by
Kimura Premium



Round Plate

#404219 | JAN 4902498742195 | box 1 pc |

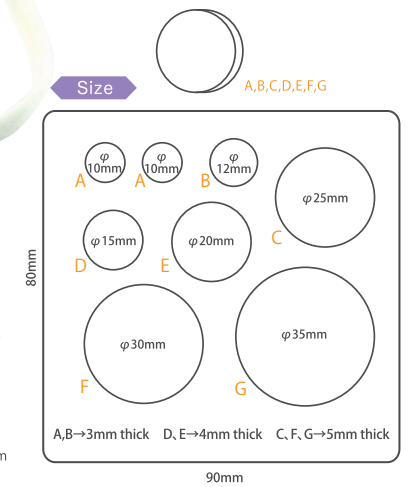


800 JPY

Size:W90×D12×H80mm
Package size:W95×D17×H125mm
Upper temperature limit:70℃
Cold temperature limit:-20℃
Material:PP



★ : Created by
Kimura Premium



Square Plate

#403051 | JAN 4902498730512 | box 1 pc |

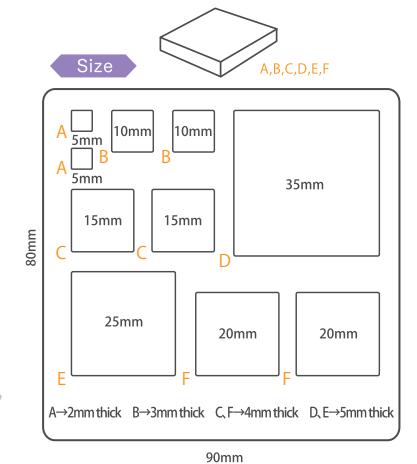


800 JPY

Size:W90×D12×H80mm
Package size:W95×D17×H125mm
Upper temperature limit:70℃
Cold temperature limit:-20℃
Material:PP



★ : Created by
Kimura Premium



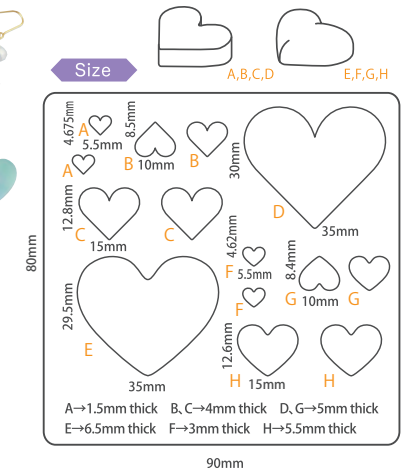
Heart

#403052 | JAN 4902498730529 | box 1 pc |



800 JPY

Size:W90×D12×H80mm
Package size:W95×D17×H125mm
Upper temperature limit:70℃
Cold temperature limit:-20℃
Material:PP



★ : Created by
Kimura Premium

Soft mold series




Cat

#404218 JAN 4902498742188 box 1 pc



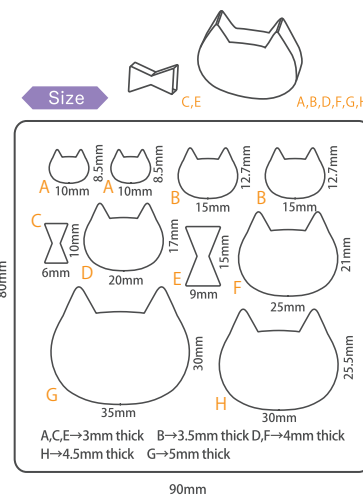
800 JPY

Size: W90×D12×H80mm
Package size: W95×D17×H125mm
Upper temperature limit: 70°C
Cold temperature limit: -20°C
Material: PP



Created by Kimura Premium

Created by Green Ocean



Ring

#404174 JAN 4902498741747 box 1 pc



800 JPY

Size: W90×D12×H80mm
Package size: W95×D17×H125mm
Upper temperature limit: 70°C
Cold temperature limit: -20°C
Material: PP



Bear

#403050 JAN 4902498730505 box 1 pc

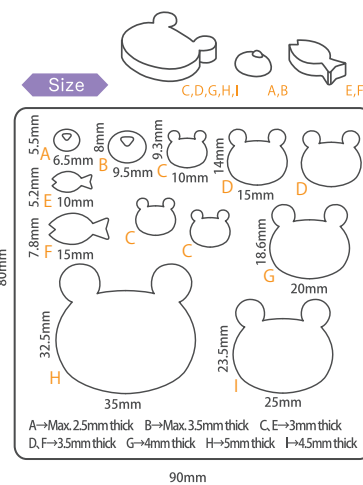


800 JPY

Size: W90×D12×H80mm
Package size: W95×D17×H125mm
Upper temperature limit: 70°C
Cold temperature limit: -20°C
Material: PP



Created by Kimura Premium



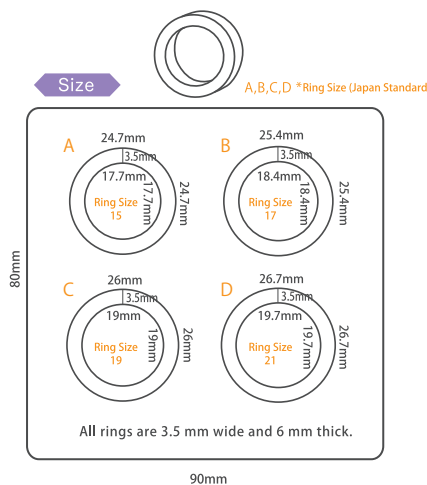
Ring (Large)

#404220 JAN 4902498742201 box 1 pc



800 JPY

Size: W90×D12×H80mm
Package size: W95×D17×H125mm
Upper temperature limit: 70°C
Cold temperature limit: -20°C
Material: PP



Rabbit

#403053 JAN 4902498730536 box 1 pc

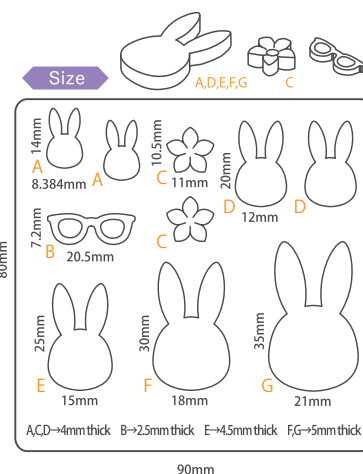


800 JPY

Size: W90×D12×H80mm
Package size: W95×D17×H125mm
Upper temperature limit: 70°C
Cold temperature limit: -20°C
Material: PP



Created by Kimura Premium



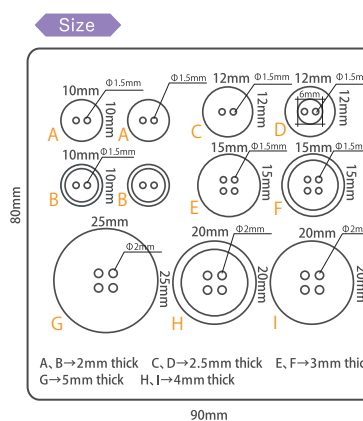

Button

#404177 JAN 4902498741778 box 1 pc



800 JPY

Size: W90×D12×H80mm
Package size: W95×D17×H125mm
Upper temperature limit: 70°C
Cold temperature limit: -20°C
Material: PP



Soft mold series



Jewelry

#404122 JAN 4902498741228 box 1 pc

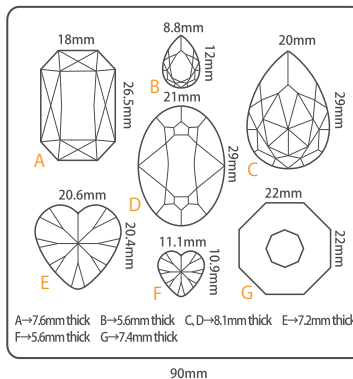


800 JPY

Size: W90×D12×H80mm
Package size: W95×D17×H125mm
Upper temperature limit: 70°C
Cold temperature limit: -20°C
Material: PP



Size



Diamond Cut

#403049 JAN 4902498730499 box 1 pc

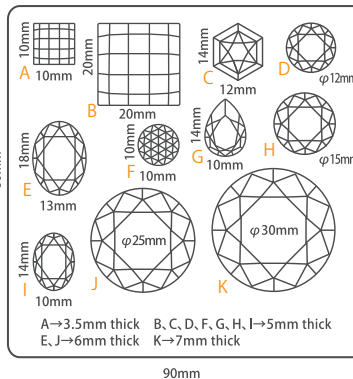


800 JPY

Size: W90×D12×H80mm
Package size: W95×D17×H125mm
Upper temperature limit: 70°C
Cold temperature limit: -20°C
Material: PP



Size



Snow Crystal

#404187 JAN 4902498741877 box 1 pc

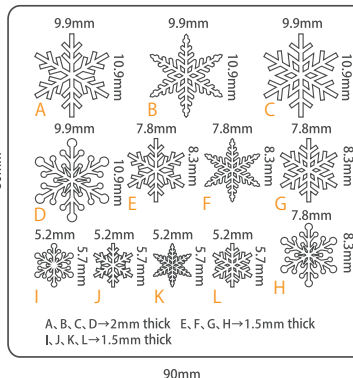


800 JPY

Size: W90×D12×H80mm
Package size: W95×D17×H125mm
Upper temperature limit: 70°C
Cold temperature limit: -20°C
Material: PP

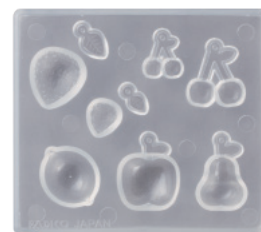


Size



Fruit

#404118 JAN 4902498741181 box 1 pc

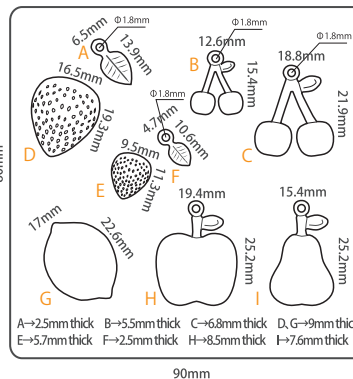


800 JPY

Size: W90×D12×H80mm
Package size: W95×D17×H125mm
Upper temperature limit: 70°C
Cold temperature limit: -20°C
Material: PP



Size



Dessert

#404120 JAN 4902498741204 box 1 pc

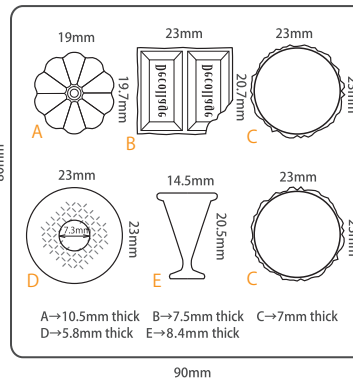


800 JPY

Size: W90×D12×H80mm
Package size: W95×D17×H125mm
Upper temperature limit: 70°C
Cold temperature limit: -20°C
Material: PP



Size



French Motif

#404121 JAN 4902498741211 box 1 pc

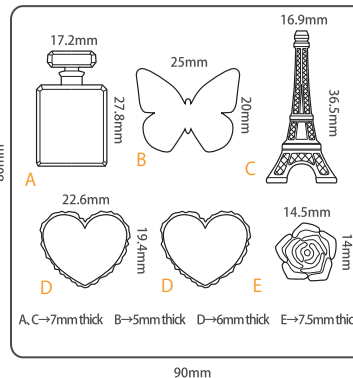


800 JPY

Size: W90×D12×H80mm
Package size: W95×D17×H125mm
Upper temperature limit: 70°C
Cold temperature limit: -20°C
Material: PP



Size



Soft mold series



Tag & Cube

#404175

JAN 4902498741754

box 1 pc

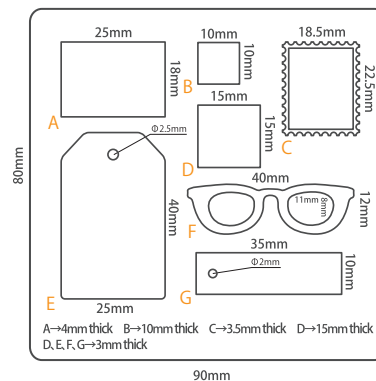


800 JPY

Size: W90×D12×H80mm
Package size: W95×D17×H125mm
Upper temperature limit: 70°C
Cold temperature limit: -20°C
Material: PP



Size



Bread

#404137

JAN 4902498741372

box 1 pc



1,200 JPY

Size: W108×D20×H97mm
Package size: W115×D27×H145mm
Upper temperature limit: 70°C
Cold temperature limit: -20°C
Material: PP



Size

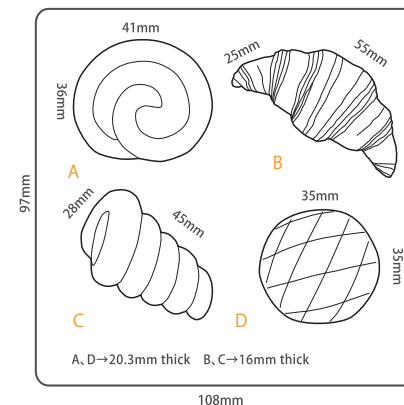


Plate & Frame

#404119

JAN 4902498741198

box 1 pc

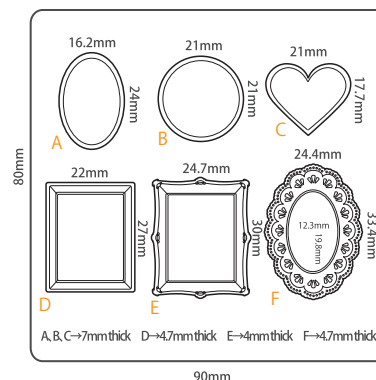


800 JPY

Size: W90×D12×H80mm
Package size: W95×D17×H125mm
Upper temperature limit: 70°C
Cold temperature limit: -20°C
Material: PP



Size




Donuts

#404140

JAN 4902498741402

box 1 pc

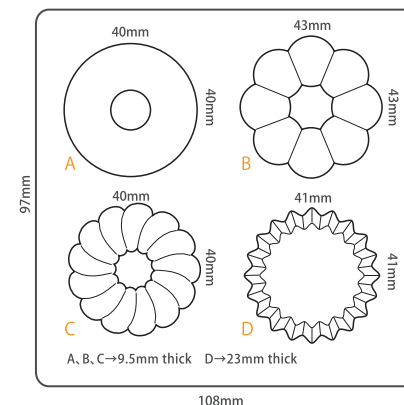


1,200 JPY

Size: W108×D20×H97mm
Package size: W115×D27×H145mm
Upper temperature limit: 70°C
Cold temperature limit: -20°C
Material: PP



Size



Alphabet Cursive Letters

#404188

JAN 4902498741884

box 1 pc

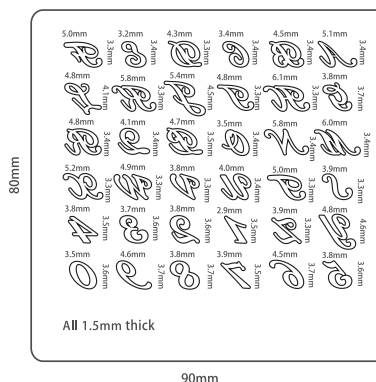


800 JPY

Size: W90×D12×H80mm
Package size: W95×D17×H125mm
Upper temperature limit: 70°C
Cold temperature limit: -20°C
Material: PP



Size

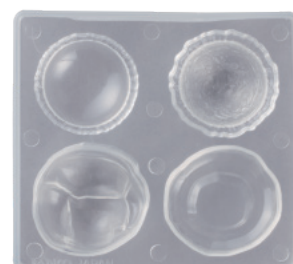


Sweet Sweets

#404138

JAN 4902498741389

box 1 pc

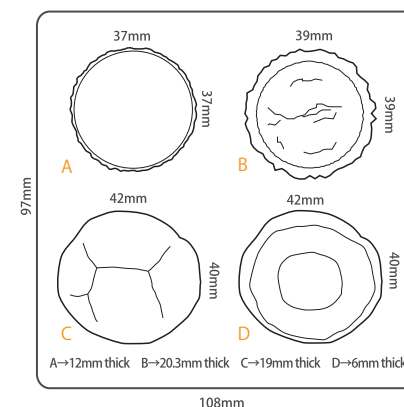


1,200 JPY

Size: W108×D20×H97mm
Package size: W115×D27×H145mm
Upper temperature limit: 70°C
Cold temperature limit: -20°C
Material: PP



Size



Soft mold series



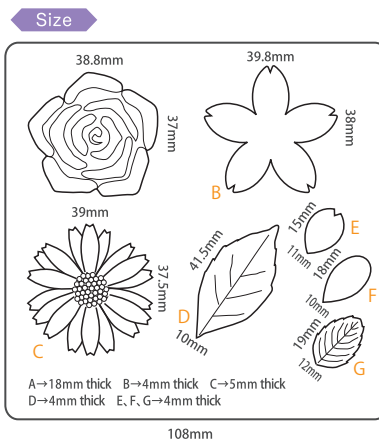
Flower

#404139 | JAN 4902498741396 | box 1 pc



1,200 JPY

Size: W108×D20×H97mm
Package size: W115×D27×H145mm
Upper temperature limit: 70°C
Cold temperature limit: -20°C
Material: PP




Alphabet

#404117 | JAN 4902498741174 | box 1 pc



1,200 JPY

Size: W135×D12×H135mm
Upper temperature limit: 70°C
Cold temperature limit: -20°C
Material: PP



Silicone Mold “Sphere” “Water Drop 3D”

Silicone Mold “Sphere” for spherical shapes has three different sizes: 12mm, 16mm and 20mm. The well stretched silicone can be taken spheres easily out from the mold. Attached pile, 10mm in diameter, helps insert any parts like dried flowers & pearls into a sphere.

Attached small pipe helps insert any part like dried flowers & pearls.



Silicone Mold Sphere 12mm 1,000 JPY

#403267 | JAN 4902498732677 | box 1 pc

Size: W54 x D34 x H15 mm
Package size: W90 x D150 x H16mm
Material: (mold) Silicone

Silicone Mold Sphere 16mm 1,400 JPY

#403247 | JAN 4902498732479 | box 1 pc

Size: W63 x D20 x H39 mm
Package size: W120 x D20 x H165mm
Material: (mold) Silicone / (pipe) PVC

Silicone Mold Sphere 20mm 1,500 JPY

#403248 | JAN 4902498732486 | box 1 pc

Size: W71 x D25 x H43 mm
Package size: W120 x D25 x H165mm
Material: (mold) Silicone / (pipe) PVC



Silicone Mold 3D Water Drop

1,000 JPY

#403268 | JAN 4902498732684 | box 1 pc

Size: W54×H37×D18mm
Package size: W90×H150×D19mm
Material: Silicone
Upper temperature limit: 200°C
Cold temperature limit: -50°C



Created by Kimura Premium

Two types can be made: one with a hole for eyebolt insertion and one without.

	Drop shape with an accessory insert	Simple waterdrop shape	Eye bolt
Side view	<p>10mm, 4mm, 15mm, 2mm, 4mm</p>	<p>10mm, 4mm, 15.5mm</p>	<p>5mm, 8.7mm, 3.8mm, 1.1mm, φ2mm</p>

※Due to a small curing shrinkage, sizes are only guides.

[How to Use]



Fill the mold halfway with UV-LED resin and add pearl beads or other material of your choice.



Cure proper times: 30 seconds for UV-LED light (405nm), UV light (365nm) for 2-5 minutes, 30 minutes in case of sunlight.



Resin is poured into the mold right up to the edge of the mold and allowed to cure.



It is hot immediately after curing, so cool it down enough to touch before carefully removing from the mold. Remove from the mold to complete the process.



Soft mold series



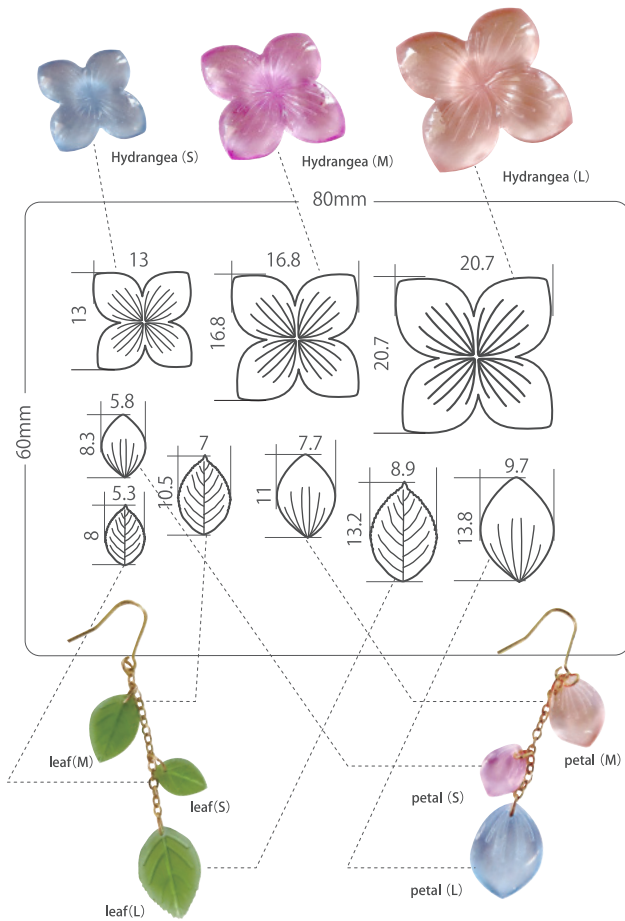
Silicone mold <Hydrangea>

1,200 JPY | #403287 | JAN 4902498732875 | box 1 pc |

There are three different size molds for hydrangeas, petals, and leaves. They can be used as resin molds or clay molds.




Mold size: W80×H60×D5mm
Package size: W120×H155×D6mm
Raw material: Silicone rubber



as a clay mold



Modena resin clay is used in the instruction.



Grease the mold with mold oil(#404125). It is okay with any modeling clay.

Take a proper amount of clay and put in the mold.

Press from the back and remove it from the mold.

Make 4 petals and glue them as a flower.



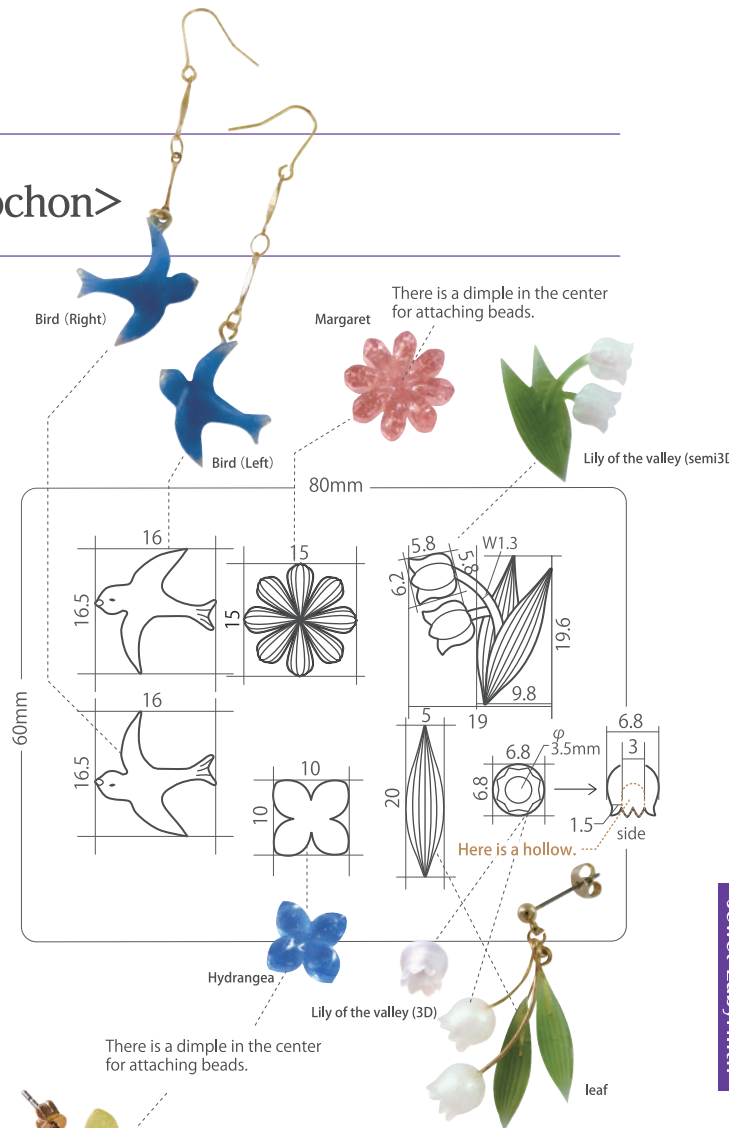
Silicone mold <Flower Cabochon>

1,200 JPY | #403288 | JAN 4902498732882 | box 1 pc |

3D & semi 3D shaped lilies of the valley, margaret, hydrangea, leaves, and birds can be made with this mold. Use it as a resin mold and as clay one. The mold has a beautiful surface and do not require coating.



Mold size: W80×H60×D10mm
Package size: W120×H155×D11mm
Raw material: Silicone rubber



as a resin mold



Make preferred colored resin. Salmon pink color is for this instruction.

Pour the resin into the mold until it reaches the very limited to the top.

Cure it under UV-LED light.

Cool down the mold and push the piece out. The chemical reaction can generate heat, take care not to burn yourself.

Resin immediately after curing is very hot due to the reaction heat of the resin. Please allow it to cool slightly before removing.

Jewel Mold mini

650 JPY | box 1 pc each | Package Size W95×D14×H110mm | Size W50×D10×H40mm

“Jewel Mold Mini”, designed for handmade stone accessory.
Soft PP mold, easy to take the resin or clay pieces out.
Make beautiful jewelries.
Jewel Mold Mini is created under the supervision of M.D.A Nail

As resin mold

Pour resin in it.
After curing,
push a piece out
from back.

As clay mold

Oil the surface,
then press clay
into the mold.



Size

8mm 10mm 11mm
10mm 12mm 14mm

★Each dome is in the shape of hemisphere.
★The thickness of ovals is 2.5mm.

Simple Dome & Oval

JAN #401007 | 4902498710071

Upper temperature limit: 70°C
Cold temperature limit: -20°C
Material: PP

Size

8.5mm 11mm 12mm 15mm
7.7mm 9mm 12.5mm 4mm

★2.5mm thick for all shapes.

Simple Shape

JAN #401008 | 4902498710088

Upper temperature limit: 70°C
Cold temperature limit: -20°C
Material: PP

Size

A 5mm 5mm 2.5mm thick
B 8mm 8mm 2.5mm thick
C 10mm 10mm 3mm thick
D 12mm 12mm 3mm thick
E 5mm 5mm 2mm thick
F 8mm 8mm 3mm thick
G 10mm 10mm 4mm thick
H 12mm 12mm 5mm thick

Star

JAN #401012 | 4902498710125

Upper temperature limit: 70°C
Cold temperature limit: -20°C
Material: PP

Size

A 6mm 6mm 2.5mm thick
B 8mm 8mm 2.5mm thick
C 10mm 10mm 2.5mm thick
D 6mm 6mm 2.5mm thick
E 8mm 8mm 3mm thick
F 10mm 10mm 3mm thick

Jewelry cut circle

JAN #401013 | 4902498710132

Upper temperature limit: 70°C
Cold temperature limit: -20°C
Material: PP



Size

9mm 10mm 12mm
7mm 8mm 9mm
12mm 10mm 9mm
9mm 8mm 7mm

★2.5mm thick for all shapes.

Jewelry cut Square & Oval

JAN #401009 | 4902498710095

Upper temperature limit: 70°C
Cold temperature limit: -20°C
Material: PP

Size

A 8mm 9mm 10mm
7mm 8mm 9mm
10mm 11mm 13mm
7mm 8mm 9mm

★2.5mm thick except A, which has 3mm thick.

Jewelry cut Hexagon

JAN #401010 | 4902498710101

Upper temperature limit: 70°C
Cold temperature limit: -20°C
Material: PP



Size

A 8mm 6.3mm 2.9mm thick
B 10mm 7.8mm 3.6mm thick
C 12mm 9.4mm 3.6mm thick
D 10mm 10mm 5mm thick
E 8mm 8mm 4mm thick
F 6mm 6mm 3mm thick

Stone

JAN #401014 | 4902498710149

Upper temperature limit: 70°C
Cold temperature limit: -20°C
Material: PP

Size

A 6mm 5mm 7.5mm
3mm thick 3mm thick 5mm thick
B 5mm 5mm 6.5mm
3mm thick 3mm thick 3mm thick
C 7.5mm 7.5mm 8mm
5mm thick 5mm thick 5mm thick
D 6mm 3mm 3mm
8.4mm 3.4mm 5.6mm
E 6mm 3mm 3mm
3.1mm 2mm thick 2mm thick
F 6mm 3mm 3mm
2mm thick 2mm thick 2mm thick
G 6mm 3mm 3mm
2mm thick 2mm thick 2mm thick
H 8mm 4mm 4mm
8mm 4mm 4mm

Parts

JAN #401015 | 4902498710156

Upper temperature limit: 70°C
Cold temperature limit: -20°C
Material: PP

※Use hard type resin for "Parts" accessories.

★:created by Kimura Premium

★:created by Kimura Premium



Setting for Jewel Mold mini

Settings with 4 -prong, designed to fit in with Jewel Mold Mini Series: Jewelry Cut Hexagon and Jewelry Cut Square & Oval. The setting has 4 connection holes on back.

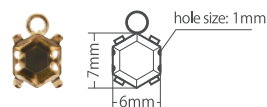


※Please excuse us if a slight size difference is occurred in manufacturing.
※Setting A has 2.5mm thickness, and others have 3mm thickness. (Prongs are not included in size)

Settings with 4 -prong, designed to fit in with Jewel Mold Mini : Jewelry Cut Hexagon.

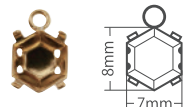
180 JPY

box 1pc ea Package size W50×H90mm Color Gold Material Brass, Gold plate



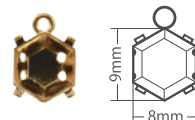
① Setting A

Fits Hexagon 7 x 8mm
JAN #403020 4902498730208
Size: W6×H7mm



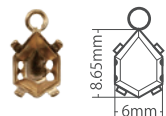
② Setting B

Fits Hexagon 8 x 9mm
JAN #403021 4902498730215
Size: W7×H8mm



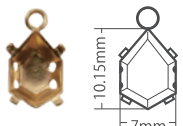
③ Setting C

Fits Hexagon 9 x 10mm
JAN #403022 4902498730222
Size: W8×H9mm



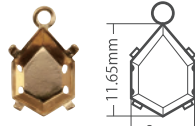
④ Setting D

Fits Hexagon 7 x 10mm
JAN #403023 4902498730239
Size: W6×H8.65mm



⑤ Setting E

Fits Hexagon 8 x 11mm
JAN #403024 4902498730246
Size: W7×H10.15mm



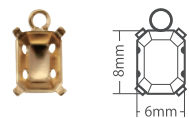
⑥ Setting F

Fits Hexagon 9 x 13mm
JAN #403025 4902498730253
Size: W8×H11.65mm

Settings with 4 -prong, designed to fit in with Jewel Mold Mini : Jewelry Cut Square & Oval.

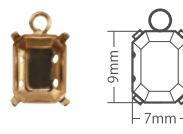
180 JPY

box 1pc ea Package size W50×H90mm Color Gold Material Brass, Gold plate



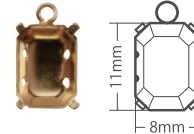
⑦ Setting G

Fits Square 7 x 9mm
JAN #403026 4902498730260
Size: W6×H8mm



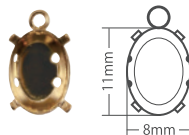
⑧ Setting H

Fits Square 8 x 10mm
JAN #403027 4902498730277
Size: W7×H9mm



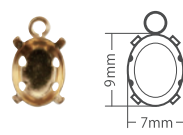
⑨ Setting I

Fits Square 9 x 12mm
JAN #403028 4902498730284
Size: W8×H11mm



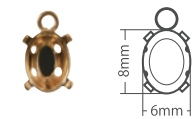
⑩ Setting J

Fits Oval 8 x 10mm
JAN #403029 4902498730291
Size: W8×H11mm



⑪ Setting K

Fits Oval 8 x 11mm
JAN #403030 4902498730307
Size: W7×H9mm



⑫ Setting L


Fits Oval 7 x 9mm
JAN #403031 4902498730314
Size: W6×H8mm



1, Set an accessory to wear.



2, Cut a top ring off with a nipper when unnecessary.



3, Connect settings passing wires through holes in side.



Setting

320 JPY

box 1pc ea Package size W50×D3×H105mm Color Gold Material Brass coated

Simple shaped settings for resin jewelry making. Perfect sizes to enclose decal "Lace" in.



Setting Diamond

JAN #404162 4902498741624



Setting Rectangle

JAN #404163 4902498741631



Setting Drop

JAN #404164 4902498741648



Clear Button Set

200 JPY

JAN #404178 4902498741785 box 1 bag

Clear button base can be glued with UV and UV-LED curing resin. Make original buttons. 10 buttons are in a set.

[How to use]

Resin on back of a piece, put a button base on, and cure it. Use hard type resin for button setting.



Size



Button size: 9mm in diameter
Hole size: 3mm

[Caution]

The button is washable, but not put it in water for long period.



10 pcs / bag
Package size: W60×D3×H130mm
Material: PP




JEWEL LABYRINTH UV-LED Resin Technique & Recipe

300 JPY

JAN #403059 4902498730598 box 1 pc

Revised Edition Jewel Labyrinth UV-LED Resin Technique & Recipe
Revised "How to Book" for UV-LED Resin. Written in Japanese. Resin has changed from UV "Sun Drop" to UV-LED "Star Drop Resin". This small book covers everything from basic resin skills to the latest techniques.



A5 size & 40 pages long



Silicone Mold Maker

It can be used as a clay mold.

End of Sales

2,000 JPY | #404173 | JAN 4902498741730 | box 1 pc

Soft clay type mold making kit, easy to knead and make silicone mold.


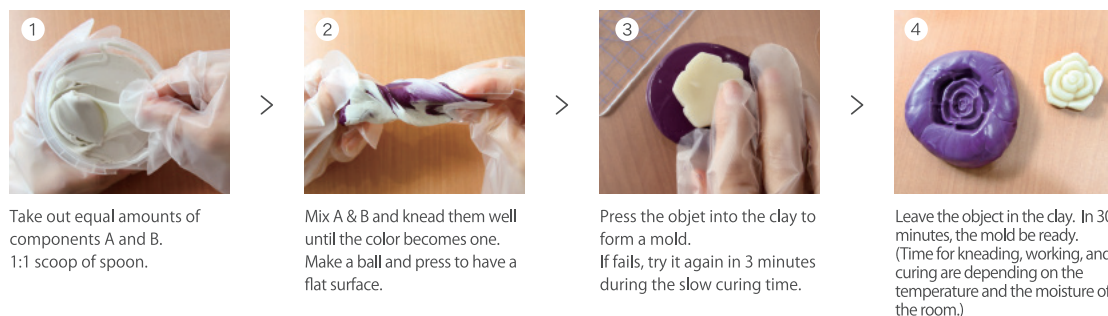


Contents



Package Size :W100×D100×H75mm
Volume:Net 200g (A clay 100g + B clay 100g)

[How to Use]



After well cured, remove it carefully.

Material Compatibility
Some items may inhibit the cure of Silicone Mold Maker.
Check the material of the original item in the following list.

○ Stone clay, extra light weight clay, resin clay, cured resin item, PP, PE, PET, ABS, Metal

× Silicone

*It is recommended to perform a curing test before molding.



Decollage Coat

460 JPY | #404191 | JAN 4902498741914 | box 1 pc


Coating liquid for paper and clothes preventing from penetration and discoloration of resin liquid.Coat front side of paper first, and do it on back after drying. Coat only back side for cloth.

[How to Use]



Apply the decollage coat completely to both sides of the paper and allow it to dry naturally for about 1 hour.

Craft paper sample
< cured with UV Curing Resin >



When using the applied sheet on a pedestal, etc., the coated surface and resin may become less likely to peel off.



Package Size:W33×D33×H98mm
Bottle Size: φ30×H60mm
Volume:20ml



Clear Silicone Mold Gel

Make a clear mold for resin craft

2,800 JPY | #404172 | JAN 4902498741723 | box 1 pc

Tube type silicone gel makes easy to handle.
Cure for 24 hours at a room temperature to make it.
Clear mold can be used for UV & UV-LED Curing resin.



Contents



Material Compatibility

Some items may inhibit the cure of Clear Silicone Mold Gel.Check the material of the original item in the following list.

○ PP, PE, PET, ABS, Resin Clay

△ Extra light weight clay, stone clay, wax


Before applying to original items, test the compatibility of the surface on original piece. In order to prevent the hardening inhibition, coat the original item with acrylic spray, varnish, or paint first and start applying Clear Silicone Mold Gel.

× Items contain sulfur, phosphorus, nitrogen oxides, water, organometallic salts, such as organic rubber chemicals, PVC, adhesive.



Package Size:W55×D25×H194mm
Volume:100g (A gel 50g + B gel 50g)


[How to Use]



Paper Box For Clear Silicone Mold Gel

380 JPY | #404179 | JAN 4902498741792 | box 1 pc

Paper Box for Clear silicone mold gel. Three different sizes of boxes are in a set, and use the one suits for an object size.



Decide the size and fold along its creases.

Put the double-faced tape.

Set up the box.




Package Size:W160×D3×H195mm
Contents :Paper Box 3pcs + double-faced tape ×12pcs
Upper temperature limit :70-80℃



Decal

600 JPY | Package size W100×H173mm | Size W90×H120mm | Box 1 pc

Decal for making resin parts. Put resin on design and cure to UV/UV-LED light.
Decal "Lace" is designed to fit soft mold "Jewelry".



- ① Alphabet Capital Letter

JAN #404141 | 4902498741419 | Color: Gold
- ② Alphabet in longhand


JAN #404142 | 4902498741426 | Color: Black
- ③ Lace

JAN #404143 | 4902498741433 | Color: White
- ④ 7 Wishes

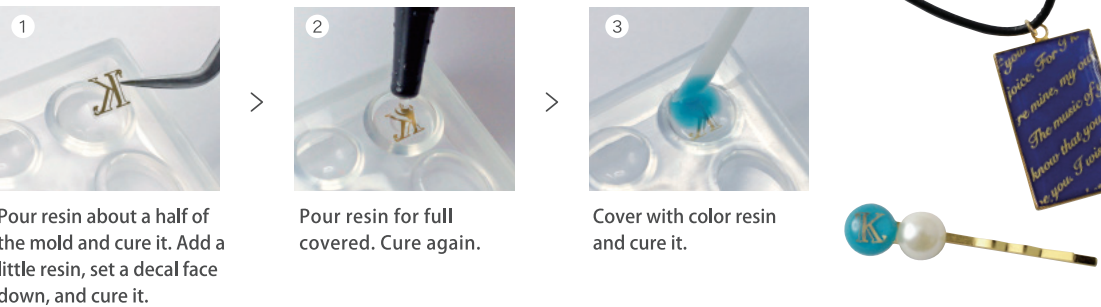
JAN #404144 | 4902498741440 | Color: Gold

[HOW TO USE]


Transfer onto another sheet



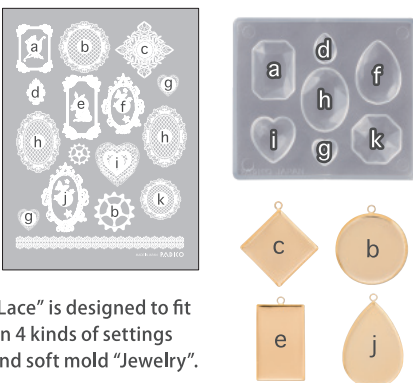
Enclose



Resin parts



Lace



"Lace" is designed to fit on 4 kinds of settings and soft mold "Jewelry".



Clear Craft Tool

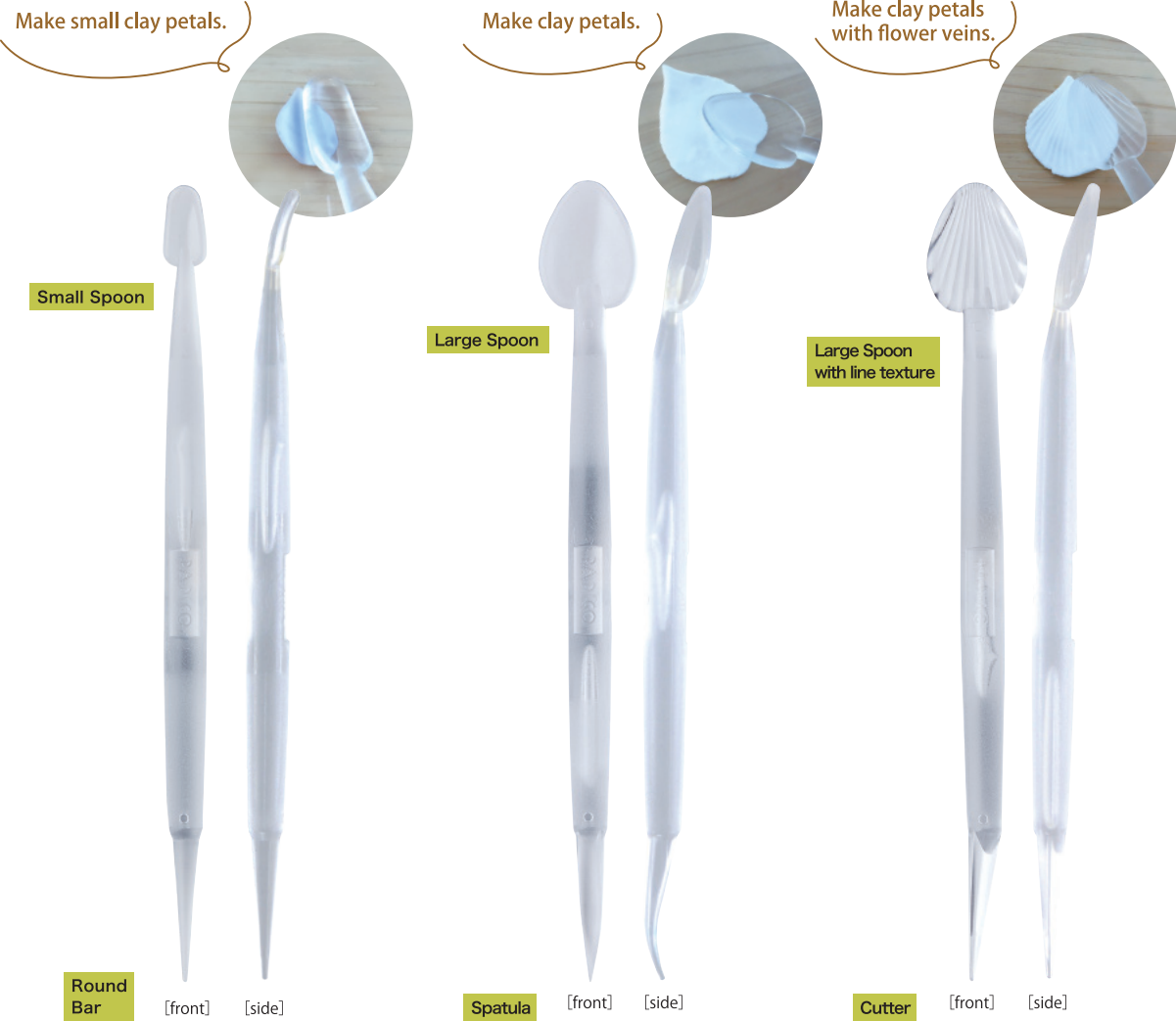
520 JPY | Package size W60×D9×H230mm | Box 1 pc

Dual-ended design, comfortable tools with excellent surface releasability that do not easily stick to clay or resin.
Good for stirring, scooping, removing bubbles, and spreading resin out.



Material: Thermoplastic resin
Upper temperature limit: 80°C
Cold temperature limit: -20°C

Please note that air bubbles were formed on the handle of the tool during the process of the production, but there is no problem with the strength of the tool.



- ① Round Bar & Small Spoon

BOX 1pc #403336
JAN 4902498733360
Tool size : W9×H160mm
- ② Spatula & Large Spoon

BOX 1pc #403337
JAN 4902498733377
Tool size : W20×H160mm
- ③ Cutter & Large Spoon with line texture

BOX 1pc #403338
JAN 4902498733384
Tool size : W20×H160mm

Spread resin out



Mix resin colors



Use for resin work



DOLL



created by Misubachi@BabyBee
outfit by SILVER BUTTERFLY

Doll Finisher [Gofun/Clear]

Water based Acrylic Polymer Emulsion coat for clay doll painting and the foundation coating. Clear doll finisher for matte texture with clear color.
Gohun, white pigment with powdered calcium carbonate, for matte white. After coating, easy to draw lines on face. Use a marketed painting oil for wipe lines off and rewrite lines.



Gofun 100ml
800 JPY

JAN
#303213 4902498832131 box 1pc
100ml
Color : White
Package Size : Φ51×H83mm



Clear 100ml
800 JPY

JAN
#303214 4902498732141 box 1pc
100ml
Color : Clear
Package Size : Φ51×H83mm



Gofun 300ml
1,600 JPY

JAN
#303215 4902498732158 bpx 1pc
300ml
Color : White
Package Size : Φ70×H92mm



Modeling Cast

Air dry casting slip with strength and lightweight. Easy to handle, just pouring the slip into the mold and air dry it. No need to bake or fired. Suitable for bisque dolls, relief works, and small art objects. Can be used for coating and repairing.
※ Use a plaster mold, not silicone made.



Shrinkage:10%

Only plaster molds are available for casting.
Silicone molds cannot be used.



English instruction
is attached.



Modeling Cast 1kg
1,500 JPY

JAN
#909013 4902498790134 box 1pc



Modeling Cast 3kg
4,250 JPY

JAN
#909014 4902498790141 box 1pc



Modeling Cast 6kg
7,250 JPY

JAN
#909015 4902498790158 box 1pc


[How to use]



Hold two molds with rubber bands and pour slip into the mold from the high position without a pause. Fill it up over the top.




Be filled with slip.




Wait for seconds and add slip to full to the top.



Tilt the mold and check the thickness. Drain the excess slip.



Check spout and see if the gap between mold & slip is appeared, it's time to separate from the mold.



Lift the top straight off slowly. Lift out the casting or drop it into the hand by turning the lower mold upside down and set the casting on board.



Point1 When slip is in half dry, OK to repair, deform, & remove burrs.

*When dry, wet with water and repair.



Smooth by polishing with sandpaper after completely dried.



Can be used as repair material.

Rayon Doll Hair

900 JPY | box 1pc | Volume 50g |

Rayon hair for creating a wig for dolls or attaching it to dolls.
Thin and soft hair, perfect for small dolls. Easy to dye hair with color or tea.
Can be set hair style with a hair dryer, curler or iron. Work at low temperature.



① White (unbleached)

#730031 | JAN 4902498700317 |



② Gold

#730032 | JAN 4902498700324 |



③ Ash Brown

#730033 | JAN 4902498700331 |



④ Dark Brown

#730034 | JAN 4902498700348 |



⑤ Black

#730035 | JAN 4902498700355 |



Volume : 50g

Doll Face Brush

Doll face brush is for painting bisque daolls, clay dolls and so on.



① DR-6 Shader Brush

800 JPY | #505317 | box 1pc | brush length 4mm | brush width 2.3mm |

② DR-1 Eyelash Liner

700 JPY | #505312 | box 1pc | brush length 12mm | brush width 1mm |

③ DR-2 Eyebrow Brush

700 JPY | #505313 | box 1pc | brush length 15mm | brush width 1.5mm |

④ DR-3 Lip Brush

700 JPY | #505314 | box 1pc | brush length 10mm | brush width 3mm |

⑤ DR-4 Small Cheek Brush

1,500 JPY | #505315 | box 1pc | brush length 22mm | brush width 12mm |

⑥ DR-5 Large Cheek Brush

1,700 JPY | #505316 | box 1pc | brush length 28mm | brush width 15mm |

Yoshida Style Ball Jointed Doll Making Guide

2,667 JPY | #992104 | ISBN 9784894254602 | box 1pc |

Size: 210×260mm
Print length: 136 pages
Writer: Ryo Yoshida.
Language: Japanese



Yoshida Style II Ball Jointed Doll Making Guide II

2,700 JPY | #992105 | ISBN 9784798607825 | box 1pc |

Size: 210mm×260mm
Print length: 136 pages
Writer: Ryo Yoshida.
Language: Japanese



China Paint

700 JPY

Powder color to paint over the surface of glazed ceramics.
Dissolve color in medium liquid for painting and the painted
bisques be fired by 730 – 800℃.

Color sample

Paint once
Paint twice



① Polish White

#730010 | box 1pc | Volume 3g |



② Silky Black

#730012 | box 1pc | Volume 3g |



③ Misty Purple

#730003 | box 1pc | Volume 3g |




④ Classic Red

#730009 | box 1pc | Volume 3g |



⑤ Half Pink

#730004 | box 1pc | Volume 3g |



⑥ French Cheek-brush

#730006 | box 1pc | Volume 3g |



⑦ Peach Melon

#730007 | box 1pc | Volume 3g |




⑧ Cotton Candy

#730005 | box 1pc | Volume 3g |



⑨ Orange Red

#730008 | box 1pc | Volume 3g |



⑩ Dark Avocado

#730014 | box 1pc | Volume 3g |



⑪ Dark Brown

#730013 | box 1pc | Volume 3g |



⑫ Gloss

#730011 | box 1pc | Volume 3g |



Medium

500 JPY

Dissolving liquid for china paint. Mix it with powder color,
beautiful bisque doll painting color be made. Two kinds of
medium: Area and line. Area is perfect for coloring wide area
like doll's skin. Line is for drawing lines like eyebrow and
eyelash.



① Medium Area

#730001 | box 1pc | Volume 30ml |



② Medium Line

#730002 | box 1pc | Volume 30ml |

Mica Powder

240 JPY | #730036 | box 1pc | Volume 30g |


Powder for taking clay smooth from the mold. Put it
on surface of mold with brush, and remove clay
from plaster mold.



Clay Board


700 JPY | #303605 | JAN 4902498736057 | box 24pcs |

The clay plastic board with scales in the vertical and horizontal directions.



The circle and grid patterns printed on the board make easy to roll out the clay.

Easy to remove the dirt from the plastic board.

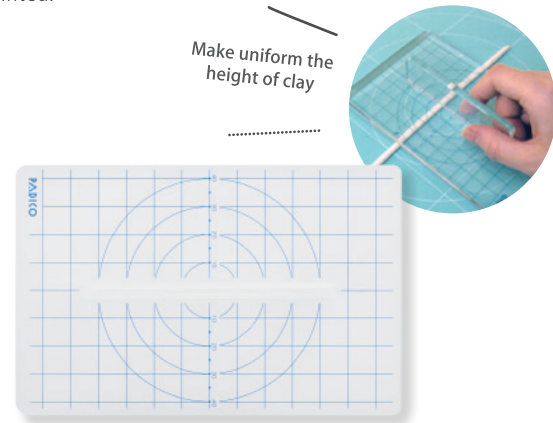


Size: W380×H280mm
Material: PP

Acrylic Art Presser

1,500 JPY | #303593 | JAN 4902498735937 | box 1 pc |

Clear color tool to press clay out to flat and to make clay rod by rolling back and forth. Scale marked in centimeters is printed.



Size: W140×H90mm
Material: Transparent acrylic

Presso Sheet **End of Sales**

200 JPY | #303592 | JAN 4902498735920 | box 1 pc |

Clear sheet for rolling clay out thin. Clay be placed between two sheets and no finger prints or scratches are on the clay surface. 4 sheets are packed in 1 set




Size: W163×H231mm

Plaster Leaf Mold **End of Sales**

1,200 JPY | #202980 | JAN 4902498729806 | box 1 pc |

The plaster leaf mold making leaves of persimmon, rose, sasanqua, cyclamen, chrysanthemum, poppy, and hydrangea.

Size: W95×H170mm
Material: Resin Plaster



Clay Spatula

Wood Spatula 3 pieces set

750 JPY | #202725 | JAN 4902498727253 | box 1 set |

Wood Spatula set is designed for cutting, texturing, and fine detailing the clay. Wood tools are easy to fit in hands.
※Perfect spatula set for stone clay and earthenware clay



Length: 160mm

Clay Spatula 3 pieces Set

200 JPY | #202501 | JAN 4902498725013 | box 1 set |

3 spatulas with basic shapes are in a set. The plastic surface helps keep the spatula free from dirt and simplify cleaning.



Length: 160mm

Wire End Spatula Set

1,000 JPY | #202724 | JAN 4902498727246 | box 1 set |

Set of three, 15cm / 6" long double ended wire clay cutting tools with wood handles and stainless collars. Great for light cutting, slicing, trimming, and modeling for pottery work.



Length: 155mm

Mold Smoother

1,000 JPY | #202726 | JAN 4902498727260 | box 1 set |

A wooden roller & 4 wooden strips are in a set. It enables clay to be made in the thickness 5mm. The 20cm long compact size tools do not require a big space either to work or to store.
※Perfect tool set for stone clay and earthenware clay.



Clay can be rolled out in the same thickness.

Bar Size : 200×Φ20mm
Plate size: 200×5mm

Press Bar / Mini Press Bar

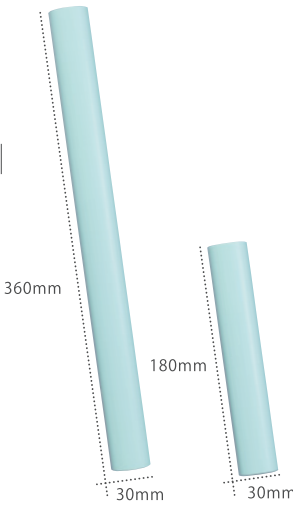
Press Bar & Mini Press Bar are hollow tube clay rollers, used for rolling out clay to the desired thickness. The roller has 30mm in a diameter. It is durable. Roll out clay easily without pushing too much strength.

Press Bar 450 JPY

#303623 | JAN 4902498736231 | box 1 pc |
Size: Φ30×Length 360mm
Material: PP

Mini Press Bar 280 JPY

#404492 | JAN 4902498744922 | box 1 pc |
Size: Φ30×Length 180mm
Material: PP



360mm

180mm

30mm

30mm

Clay Spatula

Stainless Scissors Small

750 JPY **End of Sales**

#202945 | 4902498729455 | 1 pc |

Small size of scissors for handicraft. The tips of the scissors are thin and sharp. They are ideal for detailed work like miniature craft.

Length: 110mm



Stainless Scissors Large

1,200 JPY

#303421 | 4902498734213 | 1 pc |

Stainless steel scissors with sharp-cutting for clay craft. It has smooth cutting action for performance. Use scissors to cut the burr of clay when molding.

Length: 135mm




2 Blade Knife

650 JPY

#303585 | 4902498735852 | 1 pc |

2 blade knife is used for cutting clay and creating lines and patterns with the two different stainless blades: sharp end and round one. Wooden handle provides a firm grip.

Length: 167mm



Stainless Craft Rod

900 JPY | #303407 | 4902498734077 | 1 pc |

The double ended craft rod has different carving shape to give a variety of texturing. It is great for curving, shaping, sculpting, smoothing clay, and making a hole. It is made of stainless.



Fluorine Roll Bar 2mm

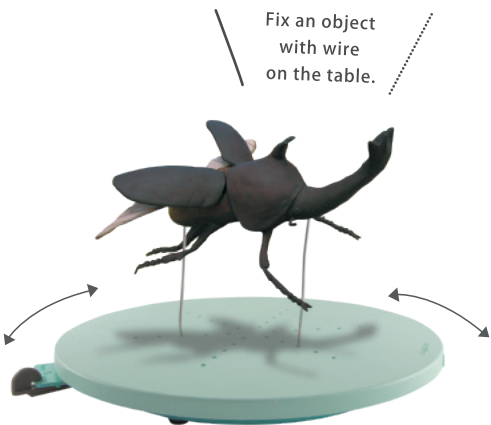
900 JPY | #303590 | 4902498735906 | 1 pc |

Fluororesin-coated roll bar has 2mm blunt point end for sculpting, punching holes, shaping, and smoothing clay. Suitable for making flower petals and leaf texture. Non-stick coating keeps the surface of the bar clean.



Plastic Turntable / Spare Table

Plastic turntable, easy-to-use for all clay craft.



Turntable
2,700 JPY

#303601 | 4902498736019 | 1 pc |

withstands up to 3 kg
Size: Φ250×H30mm


Spare Table
1,000 JPY

#303602 | 4902498736026 | 1 pc |

withstands up to 3 kg
SIZE: Φ250×H30mm



Upper table can be removed horizontally from the wheel. Rotate smoothly by hand and can stop with a stopper.



Wires can be tightened on back of plate.

Feather Texture Brush

650 JPY | #404472 | 4902498744724 | 1 pc |


The Feather Texture Brush is used to apply textures on surface. Stainless steel bristles are set in an aluminum handle, with a textured grip. Create many fine lines for joining clay with one stroke.



Plastic Rod 2pcs Set

1,000 JPY | #202946 | 4902498729462 | 1 set |


Plastic craft rod is a set of 2 clay tools with a round tip and a pentagon one. The light and durable rods are useful for making small and fine parts like frilled flower petals, leaves, and fake sweets.



BOOK - Idea books for more fun crafts -

Books handled by PADICO as of April 2021

Please note that the contents and prices of the products listed here are subject to change without prior notice.
Unauthorized reproduction or transcription of this magazine is prohibited.



CLAY DE COOKING BOOK

1,350 JPY

ISBN
#303073 | 9784528023024 |

Writer : Midori Hattori



LOVELY PENGUINS!

1,400 JPY

ISBN
#303072 | 9784416620335 |

Writer : Midori Yoshio



Fuwa-fuwa, Shake-shake,
Touch & Enjoy Fake Sweets

1,600 JPY

ISBN
#303060 | 9784766132410 |

Writer : Erika Kisen



Air Dry Stone Clay Natural
and Chic Brooches 186

1,500 JPY

ISBN
#303069 | 9784416619827 |

Writer : fuji-gallery



Miniature Foods'
Accessories

1,350 JPY

ISBN
#304035 | 9784309286761 |

Writer : Smile Kobo Pin



Miniature Food Book
by Chobiko

1,000 JPY

ISBN
#304024 | 9784834742671 |

Writer : Chobiko



Natural Décor Arrangement
with Super Lightweight Clay

463 JPY

JAN
#403264 | 4902498732646 |

Writer : PADICO Co., Ltd.



Chobiko
Miniature Food Recipe
Revised Edition 2017
972 JPY

ISBN
#304011 | 9784834743715 |

Writer : Chobiko



AYAPEKO Petite
Kawaii Clay Sweets

1,300 JPY **End of Sales**

ISBN
#304037 | 9784074340231 |

Writer : AYAPEKO



"Wagashi" Japanese Sweets
Accessories Book

1,200 JPY

ISBN
#304021 | 9784528020474 |

Writer : desicco/un from home



Un petit café made by
air dry polymer clay

1,300 JPY

ISBN
#304034 | 9784529056540 |

Writer : fraise



Resin Small World
Accessories

1,200 JPY

ISBN
#304013 | 9784528011663 |

Writer : mika (La Ronde Des Fees)



Fantastic Scene Accessory

1,100 JPY

ISBN
#303076 | 9784834780307 |

Writer : 5 famous resinwork artists:
the earth place, twin crescents,
Sorahana, Rui, and Planet Nine



Mystical Resin Accessory
Blue Planet

1,111 JPY

ISBN
#303063 | 9784834748727 |

6 artists : the earth place, twin crescents,
hana*festival, Sorairohusen, BlueLily,
CANDY COLOR TIKCET



The Wizard's
Secret Recipes

1,900 JPY

ISBN
#303065 | 9784798618562 |

Writer : Magic item alchemical studio



UV & LED Resin
Accessories

1,350 JPY

ISBN
#303067 | 9784529059640 |


Writer : the earth place,
kimura premium,xxPsychexx,
ArtRier, kuragezakka



Handmade Accessories
DELUXE!

1,400 JPY

ISBN
#304033 | 9784023331983 |



Handmade Accessories
Lesson Book

1,400 JPY

ISBN
#304029 | 9784023331402 |



JEWEL LABYRINTH
UV-LED Resin
Technique & Recipe
300 JPY

JAN
#403059 | 4902498730598 |

Writer : PADICO Co., Ltd.



Resin Magical Technique Book

1,500 JPY

ISBN
#304038 | 9784309287300 |

Writer : a.k.b.



UV RESIN LESSON
by a.k.b.

1,500 JPY

ISBN
#304030 | 9784309286303 |

Writer : a.k.b.



UV RESIN
ACCESSORIES RECIPES 140

1,400 JPY

ISBN
#304032 | 9784791626557 |

Writer : Tink Create



Real Flower
UV Resin Accessories

1,200 JPY

ISBN
#304023 | 9784529055956 |

Writer : kuragezakka



Resin Flower Accessories
with Preserved Flowers

1,400 JPY

ISBN
#304026 | 9784579212798 |

Writer : Sayaka Orita (SRAH GAUDI)



UV & LED Resin
Master Book
by Kimura Premium
1,300 JPY

ISBN
#304036 | 9784074183109 |

Writer : Kimura Premium



Kawaii UV Resin
Accessories in
Shrink Plastic 120
980 JPY

ISBN
#304025 | 9784074183371 |

Writer : Kimura Premium



UV Resin Easy
Accessories 100
980 JPY

ISBN
#304014 | 9784074110681 |

Writer : Kimura Premium



PADICO Co., Ltd.

► **PADICO HEAD OFFICE**

1-11-11 Jinguumae,
Shibuya-ku, 150-0001 Tokyo
Japan
Tel. +81-3-6804-5171

► **FACTORY**

673-3 Jinba
Gotemba, 412-0047, Shizuoka
Japan
Tel. +81-550-70-7030

www.padico.co.jp/en/



www.jewellabyrinth.jp



@PADICO_JP



@PADICOpadico



@jewellabyrinth

※ The contents of this catalog may be changed or updated without prior notice.
※ Do not use information including images, texts without permission.

© 2021 PADICO Co., Ltd.



Line up new UV-LED one component resin "Moon Drop".

Take a slightly longer curing time for crystal clear resin
to cure in silicone mold.

2021 Spring
PADICO New Products

PADICO

Introducing new UV-LED resin "Moon Drop",
Crystal clear gloss resin to use with silicone mold.

"Sun Drop" is improved as "New Sun Drop",
Will be cured by UV-LED light,
Good cost performance for high-quality resin.

And new and improved resin dyes,
More translucent jewel color
For easily creating the desired color.



New

Moon Drop UV-LED Curing Resin



Minimized shrinkage and warping.
No wrinkles when cured in silicone mold.
Crystal clear resin with long-lasting★non-yellowing protection.

Release in late May 2021

New

Sun Drop UV-LED Curing Resin



New Sun Drop, improved UV-LED curing resin with excellent cost performance & new design.

Release in late May 2021

Star Drop UV-LED Curing Resin Hard



Curing speed is faster than any other series.
★High resistance to yellowing keeps a clear color.

Increased resin volume at a lower price.

Star Drop UV-LED Curing Resin Soft



Pliable and soft texture

Star Drop UV-LED Curing Resin Gummy



Jelly-like texture for gummy candies

New

Minimized shrinkage and warping. No wrinkles when cured in silicone mold.
Crystal clear resin with long-lasting
*non-yellowing protection.



About this item

- Cured with both UV-LED light(405nm) and UV light(36W).
- Crystal clear resin with long-lasting non-yellowing protection.
- No wrinkles when cured in silicone mold.
- Curing starts immediately, and is completely finished in 30 - 120 seconds.
- Expose front and back sides to UV-LED light to ensure curing inside of resin.
- Minimize the curvature of the resin during curing.
- Due to low heat shrinkage of 3.5%, it works excellent in a frame or open back bezel.
- Cures well in sunlight.
- The surface of a cured item will not be sticky.

★ Discoloration may occur due to aging.

Release in late May 2021.

Moon Drop UV-LED Curing Resin

Size: 30g

JPY1,500 per piece
Item #: 403323
JAN : 4902498733230
Sell per piece or box(40 pcs)
Bottle size: Φ28mm x H116mm
Package size: W80 x D30 x H190mm

Size: 200g

JPY7,000 per piece
Item #: 403325
JAN : 4902498733254
Sell per piece or box(35pcs)
Bottle size: Φ50mm x H180mm

Size: 100g

JPY4,000 per piece
Item #: 403324
JAN : 4902498733247
Sell per piece or box(45pcs)
Bottle size: Φ40mm x H160mm

Size: 500g

JPY16,000 per piece
Item #: 403326
JAN : 4902498733261
Sell per piece or box(12pcs)
Bottle size: Φ66mm x H226mm

Ingredients: Acrylic UV curable resin/Color: Clear

Crystal Clear Resin



Beautiful curing performance when cured in silicone mold.



This resin works excellent in a frame or open back bezel.



The resin is not a glue.
It may come off the frame on impact.

Minimize the curvature of resin.



Moon Drop Jewel Accessories



Created by Kimura Premium

Durability List

- Quick
UV-LED light, UV light, Sunlight
- Slow
Fluorescent light,
Near window (under shade)
- No Reaction
Home LED appliance

Curing Time

Expose front and back sides to the light.

UV-LED light (6W-9W)	30-120 seconds
UV light (36W)	2-4 minutes
Bright sunlight	30-120 seconds
Cloudy sunlight	3-10 minutes

※Curing period differs with size and seasonal changes.

※Take longer cure time when the colorant resin is used.



Created by Kimura Premium

New

New Sun Drop, improved
UV-LED curing resin with
excellent cost performance & new design



30g



100g



200g



500g

About this item

- One component resin curing with both UV-LED light(405nm) and UV light(36W).
- ★ Less yellowing problem than the previous UV resin had.
- Good curing result with silicone mold.
- Curing starts immediately, and is completely finished in 30 - 120 seconds.
- Expose front and back sides to UV-LED light to ensure curing inside of resin.
- Minimize the curvature of the resin during curing.
- Due to low shrinkage of 4%, it works excellent in a frame or open back bezel.
- Cures well in sunlight.
- The surface of a cured item will not be sticky.

★ Discoloration may occur due to aging.

Release in late May 2021

Sun Drop UV-LED Curing Resin

Size: 30g

JPY980 per piece

Item #: 403327

JAN : 4902498733278

Sell per piece or box(40 pcs)

Bottle size: Ø28mm×H116mm

Package size: W80×D30×H190mm

Size: 100g

JPY2,800 per piece

Item #: 403328

JAN : 4902498733285

Sell per piece or box(45 pcs)

Bottle size: Ø40mm×H160mm

Package size: W80×D30×H190mm

Ingredients: Acrylic UV curable resin/Color: Clear

Cure with UV-LED light.



Less yellowing



This resin works excellent in a frame or open back bezel.



※The resin is not a glue. It may come off the frame on impact.

Good curing result



Durability List	
■ Quick	UV-LED light, UV light, Sunlight
■ Slow	Fluorescent light, Near window (under shade)
■ No Reaction	Home LED appliance

Curing Time	
Expose front and back sides to the light.	
UV-LED light (6W-9W)	30-120 seconds
UV light (36W)	2 - 4 minutes
Bright sunlight	30-120 seconds
Cloudy sunlight	3 - 10 minutes

※Curing period differs with size and seasonal changes.
※Take longer cure time when the colorant resin is used.

Sun Drop Jewel Accessories



Created by Kimura Premium



Created by Kimura Premium

Curing speed is faster than other series.
High resistance to*yellowing keeps a clear color.
Increased resin volume to 30g.

Increased the volume of the resin from 25g to 30g.



10g



30g



100g



200g



500g

Hard



25g



25g

Soft

Gummy

About this item

- One component resin curing with both UV-LED light(405nm) and UV light(36W).
- High resistance to*yellowing keeps a clear color.
- Curing speed is faster than other series.
- Curing starts immediately, and is completely finished in 30 - 90 seconds.
- Cures well in sunlight.
- The surface of a cured item will not be sticky.

★Discoloration may occur due to aging.

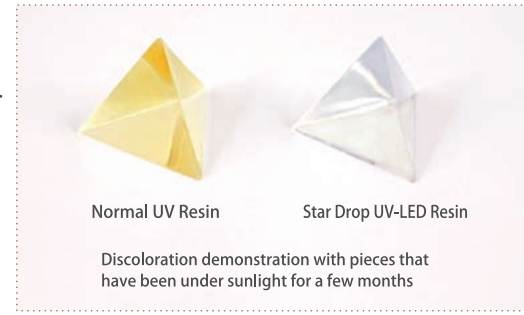
Release in late May 2021

Star Drop UV-LED Curing Resin

Size: 10g JPY600 per piece Item #: 403239 JAN : 4902498732394 Sell per piece or box(50 pcs) Bottle size: Φ22mm×H90mm Package size: W62×D25×H150mm	Size: 30g JPY1,500 per piece Item #: 403236 JAN : 4902498732363 Sell per piece or box(40 pcs) Bottle size: Φ28mm×H116mm Package size: W80×D30×H190mm
Size: 100g New price JPY4,000 per piece Item #: 403240 JAN : 4902498732400 Sell per piece or box(45 pcs) Bottle size: Φ40mm×H160mm	Size: 200g New price JPY7,000 per piece Item #: 403241 JAN : 4902498732417 Sell per piece or box(35 pcs) Bottle size: Φ50mm×H180mm
Soft 25g JPY1,500 per piece Item #: 403245 JAN : 4902498733455 Sell per piece or box(40 pcs) Bottle size: Φ28mm×H116mm Package size: W80×D30×H190mm	Gummy 25g JPY1,500 per piece Item #: 403246 JAN : 4902498733462 Sell per piece or box(40 pcs) Bottle size: Φ28mm×H116mm Package size: W80×D30×H190mm

Use the same Jan code and item number from past products.
Ingredients: Acrylic UV curable resin/Color: Clear

*Non-yellowing protection



*UV resin on market vs PADICO LED resin (result of company experiment)
*Discoloration may occur due to aging.

Durability List	
■ Quick	UV-LED light, UV light, Sunlight
■ Slow	Fluorescent light, Near window (under shade)
■ No Reaction	Home LED appliance

Curing Time	
UV-LED light (6W-9W)	30 - 120 seconds
UV light (36W)	2 - 4 minutes
Bright sunlight	30 - 120 seconds
Cloudy sunlight	3 - 10 minutes

※Curing period differs with size and seasonal changes.
※Take longer cure time when the colorant resin is used.

Star Drop
Jewel Accessories



More beautiful transparent colors
Advanced resin dye liquid "Jewel Color"



Release in late May 2021

New & improved Basic Jewel Color!
12 lighter and more beautiful colors

About this item

■ Mix well into resin for the desired color resin.*

■ Improved lighter color.


■ Resin liquid colorant that can be added drop by drop.

★ The pigment density of the new color becomes 50% of the old one.
Add double amount of new color to come close to previous one.

New packaging design!



See the color density
difference with new light
color and ex-model.



Transparent color



The pigment density of the new color becomes 50% less than the old one.
Add double amount of new color to come close to previous one.



Jewel Color Basic, colorants for UV-LED resin

Price: JPY480 each

12 colors in total / 1 pc each / 10 ml Package size: W70 x D23 x H130mm

Pink

Item: 403034

JAN : 4902498730345

Orange

Item: 403036

JAN : 4902498730369

Yellow-green

Item: 403038

JAN : 4902498730383

Cyan

Item: 403040

JAN : 4902498730406

Purple

Item: 403042

JAN : 4902498730420

Black

Item: 403044

JAN : 4902498730444

Red

Item: 403035

JAN : 4902498730352

Yellow

Item: 403037

JAN : 4902498730376

Green

Item: 403039

JAN : 4902498730390

Blue

Item: 403041

JAN : 4902498730413

Brown

Item: 403043

JAN : 4902498730437

White

Item: 403045

JAN : 4902498730451

Use the same Jan code and item number from past products.

New

The long awaited "12 Basic Jewel Color Set" with smaller volume bottles.
Packaged in a designer box, great as a gift.

Release in late May 2021



Colorants for UV-LED Resin 12 Basic Jewel Color Set

Price: JPY2,700 without tax
Item #:403295
JAN : 4902498732950
Sell per piece or a carton(40 pcs) /Volume: 2ml each x 12 bottles
Bottle size: Ø18mm x H44mm
Package size: W62 x D25 x H163mm
Weight: 113g



New

Jewel Color Shading Case, dedicated case to hold the mixing palette.
To store the resin with the light completely blocked out.

Release in late May 2021



About this item

- Dedicated shading case to block the light out completely.
- The case with a lid can be stack on top of other cases.
- Comes with 3 stickers on which the color composition can be noted.



Jewel Color Shading Case

Price: JPY480 without tax
Item #: 403298
JAN : 4902498732981
Sell per piece (3 cases)
Case size: W80 x D25 x H110 mm
Package size: W140 x D50 x H200 mm
Weight: 29g / 6.5g per case & lid set

Applying for "Utility Model Registration Mark"



Contents



Place for storing resin



Set the mixing palette in and cover with the lid.

Place for mixing palette



Block the light in when pausing the work.

Use stickers attached on top



Note the color formulation.

Basic Information
of PADICO Resin



www.padico.co.jp/en/

"How To" movies for
resin accessories



JEWEL LABYRINTH brand site
www.jewellabyrinth.jp

PADICO Official
Web Site



www.padico.co.jp/en/

Event & New Products
Information in Japanese



@PADICO_JP



@jewellabyrinth



@padico



@PADICOpadico

PADICO

PADICO HEAD OFFICE : 1-11-11-408 Jinguumae, Shibuya-ku, 150-0001 Tokyo Japan Tel. +81-3-6804-5171

FACTORY : 673-3 Jinba Gotemba, 412-0047, Shizuoka Japan Tel. +81-550-70-7030

©2021 PADICO co.,ltd. Printed in Japan 403333




Advanced resin liquid
Jewel Color
CLEAR COLOR SET

202/

PADICO



"KIZASHI"
Japanese traditional bluish color set



"MINORI"
Japanese traditional reddish color set

With beautiful transparency,
in calm tones, and delicate colors with nuance



Limited
Quantity

Release on October 1st, 2021



- In calm tones and cool colors, good for the representation of water, leaves, sky, and nature items
- Transparent clear color set

Clear Color Set Traditional Japan Blue
<KIZASHI>

1,380 JPY without tax

Item # 403335 / JAN: 4902498733353

Sell per piece / 3ml each x 5 bottles / Weight: 68g

Bottle size: Φ18mm x H44mm

Package size: W118 x H136 x D26mm



- In calm tones and warm colors, good for the representation of flowers, nuts, honey and nature items
- Transparent clear color set

Clear Color Set Traditional Japan Red
<MINORI>

1,380 JPY without tax

Item # 403334 / JAN: 4902498733346

Sell per piece / 3ml each x 5 bottles / Weight: 68g

Bottle size: Φ18mm x H44mm

Package size: W118 x H136 x D26mm

3ml mini bottle with a fine nozzle



Dedicated nozzle
to avoid dripping spills



Discerning transparency



more beautiful
transparent color

KIZASHI

Bluish Color Set





MINORI

Reddish Color Set

Retro colored fluorite accessory

Octahedral pale colored stone jewelry,
suitable for making a necklace and
a hair elastic.




Materials / tools

- LED Curing Resin "Star Drop" 30g
- UV-LED Light
- Clear Color Set Traditional Japan Blue <KIZASHI>
- Clear Color Set Traditional Japan Red <MINORI>
- Jewel Color Mixing Palette
- Mixing Stick

- Crank Eyebolt [Silver] x 4
- round jumping small x 4, large x 1
- hair rubber
- pliers
- fluorite crystal stone (for making a mold)
- PADICO clear silicone gel for mold making 50g x 2 tubes
- double-sided tape
- 2 paper cups
- electric scale



Use a double-sided tape, fasten the stone to the bottom of a paper cup.



Set another cup on a scale. Pour A liquid first, then B as equal amount. Mix the liquid well and pour it enough to cover the stone.



Leave it in 24 hours to complete curing. After that, take the mold out from the cup.



Remove the stone out and your original mold is ready.



Mix UV-LED Resin "Star Drop" and FUJIIRO wisteria puple resin dye well.




Fill up to one-third of the mold with the step 5 violet resin and pour clear color resin to fill the mold.



Set a crank eyebolt on an edge of the mold and cure it in 1 minute. Turn it over and cure it in another minute.



After cooling down, remove the cured resin carefully from the mold. Make three more stones with different colors.



Set a small jumping on each stone and put 4 pieces together in a large round jumping.



Connect a hair tie with the stones by twisting the large jumping.



one fluorite necklace

Basic Information
of PADICO Resin



www.padico.co.jp/en/

"How To" movies for
resin accessories



JEWEL LABYRINTH brand site
www.jewellabyrinth.jp

PADICO Official
Web Site



www.padico.co.jp/en/

Event & New Products
Information in Japanese



@PADICO_JP



@jewellabyrinth



@padico



@PADICOpadico

PADICO

PADICO HEAD OFFICE : 1-11-11-408 Jinguumae, Shibuya-ku, 150-0001 Tokyo Japan Tel. +81-3-6804-5171

FACTORY : 673-3 Jinba Gotemba, 412-0047, Shizuoka Japan Tel. +81-550-70-7030

©2021 PADICO co.,Ltd. Printed in Japan 403343



NEW PRODUCTS

November

2021

Photographs, drawings, and illustrations can be transferred onto the resin surface.

Release on Friday, November 19th, 2021

patent pending



Print your favorite photo, illustration, or drawing on the transfer sheet, pour resin on the surface and cure under the UV-LED light, your original resin parts can be made easily.

Features

- Printerble transfer sheet for UV-LED resin & 2 parts epoxy resin (Patent pending)
- Print your favorite photo, illustration, or drawing on the transfer sheet,
- After curing, the surface of the resin becomes **cloudy appearance with water resistant.**
- It can be run through laser and inkjet printers.

Recommended resin



UV-LED Resin Moon Drop UV-LED Resin Sun Drop

Printer driver setting

- inkjet printers (dye ink & pigment ink), color laser printers
- Print or draw the image on the rough surface of the sheet.

Printing size (100 x 148 mm)	
Paper type	Plain Paper Super Fine Paper
Printing quality (Setting mode)	Standard

Pens that can be used for the sheet.

- water-based pen
 - oil-based pen
 - ball point pen
 - alcohol marker
 - watercolor paint
 - acrylic paint
- ✗ friction pen • oil paint
 • crayon • pastel
- Black solid coating material may not be transferred well.
- Color may **change due** to the heat of curing.

Resin Printerble Transfer Sheet

480 JPY without tax

Item#: 403340
JAN: 4902498733407

- Sheet Size (W100 x H148 mm) x 5 sheets
- Inkjet printers(dye & pigment ink) / color laser printers

1 set / color: white weight: 28g
Sheet size: W100 x H148mm
Packaging size: W1220 x H 185 x D 2mm
Material: PET



Contents:

Transfer sheet x 5 sheets
(W100 x H148 mm / white color)



2 ways to use

① As a **print paper**, print images with a printer

Print photos and illustrations on the sheet with a home printer and transfer them to resin.



Prepare data of photograph or illustration. Set the transfer sheet on a printer. Print the image on a **rough surface of the sheet.**



Apply a thin layer of resin on the image. The printed surface is easily scratched, so be careful not to peel it off with a stick.



Leave it for about **10 minutes** in a place out of the sun until the resin is penetrated to the sheet.



Expose it to UV-LED light to cure resin. After curing, peel the back paper off so that the transferred image appears.



Whiten the back surface for clear appearance.

Whiten the back of the resin to make the image stand out clearly.

Fix the transferred piece curls

Put the resin piece under something weighty like a book while the cured piece is a little hot.

Items suitable for white coloring

- Acrylic paint
- Marker white
- White-out

Coat the back side with resin and cure it completely.

For bubbles,

Take time to remove bubbles with a stick or a pin.

② Transfer your **hand drawings**

Draw illustrations direct on the transfer sheet with pens and transfer them to resin.

※ Depending on the ink, discoloration may occur due to aging.



Draw illustrations direct on a **rough surface** of the transfer sheet with pens and dry the ink well.


※ See "Pens that can be used for the sheet"



Apply a thin layer of resin on the illustration and leave it for **10 minutes.**

For bubbles,

Take time to remove bubbles with a stick or a pin.



Expose it to UV-LED light to cure resin. After curing, peel the back paper off so that the transferred illustration appears.



Fix the transferred piece curls

Put the resin piece under something weighty like a book while the cured piece is a little hot.



Coat the back side with resin and cure it completely.

Put accessory parts on.

Make a small hole with a pin vise to set jump rings.

Clay does not stick to the sheet, and it is easy to clean.



Release on Friday, November 19th, 2021

Non-stick silicone gives comfortable to use when making clay pieces and when removing resin pieces after curing.



Features

- Clay does not stick to the sheet even if stretching clay thinly on it.
- It is easy to make mirror finish with the flat silicone sheet.
- It can be used as a craft board by putting it on the cardboard.

as a work board,



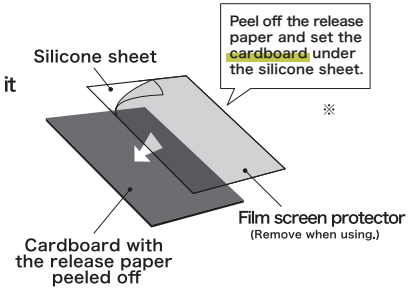
It is suitable for clay flower making and resin craft.

To have a flat surface,



Put the silicone surface down on the mold that is filled with resin to have the resin surface flat.

How to set a silicone work board.



- ※ Make sure the PET rough side down and the silicone side up and attach it to the board.
- If the silicone film deteriorates and comes off, replace it with a new sheet.

Silicone sheet
-Glued cardboard -
480 JPY without tax


Item#: 403339
JAN: 4902498733391

Silicone sheet x 2, Paper board x 1
Set: 1 / Color: Transparent, White
Weight: 48g
Sheet size: A6 size (W105 x H148mm)
Packaging size: W120 x H185 x D4mm
Materials: PET sheet, Cardboard




Contents

- Silicone sheet (transparent) x 2 pcs
- Cardboard (white) x 1 pc




Suitable work space for resin transferring

Use this silicone sheet to minimize the curvature of resin.




Place a printed transfer sheet to the silicone one.



Apply a thin layer of resin to the designed surface and cure it under the UV-LED lamp.



Turn the surface over and press it against the silicone sheet to stretch it in case of curving.



Peel a release paper off and apply resin to the back side as well.

Easy to clean

Gently wipe the silicone surface with a wet sheet or resin cleaner. After that, attach a screen protector film on it.

Release on November 19th, 2021



Sand the clay surface with sandpaper. Perfect size for use in making resin accessories.

Features

- Mini size sandpapers so you can use it without cutting.
- Use for chamfering, deburring, and polishing.
- It can also be water-polished to prevent dust from scattering during polishing.



Resin Polishing



Dust does not scatter when sanded resin with water.

#240	Very fine
#400	Extra fine
#1,000	Super fine

Sandpaper Waterproof Paper Set
Mini size wet/dry sandpapers
Grit Size #240, #400, #1000 / 3 pcs each


JPY 200 without tax
Item#: 403342
JAN: 4902498733421

Set: 1 / Weight: 8g
Paper Size: W32.5 x H70mm
Packaging size: W80 x H140 x D3mm



Contents

Sandpaper
3 pcs per grit size





Enjoy Clay Flower Making.

Release on November 19th, 2021.

Application for utility model registration

patent pending



Dual-ended design,
comfortable tools with excellent
surface releasability that do not
easily stick to clay or resin.
Ideal for clay flower craft.

Features

- Useful tool that does not stick to clay.
- It can be used as a clay petal former.
- Transparent tool makes it easy to model the shape of clay.
- Good for stirring, scooping, removing bubbles, and spreading resin out



Transparent resin tool
with excellent surface
releasability. Resin dye
does not transfer to
the tool.



The clear tool makes it
easier to check the
shape of clay and to
form clay petals with.



Versatile modeling tool is
perfect for resin making,
to stir, scoop, remove
bubbles, and coat.

Easy to clean

After use, wipe it out gently with
wet tissue and dry it out.

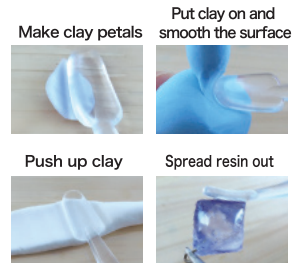
Please note that air bubbles were formed
on the handle of the tool during the
process of the production, but there is
no problem with the strength of the tool.

Small Spoon




[front] [side]

Various ways to use



Various ways to use



Clear Craft Tool

<Round Bar & Small Spoon>

520 JPY without tax

Item #: 403336

JAN: 4902498733360

1 pc
Color: Translucent / Packing weight: 9.4 g (Rod: 5g)
Tool size: W9×H160mm
Packaging size: W60×H230×D9mm
Material: Thermoplastic resin
Upper temperature limit: 80°C
Cold temperature limit: -20°C



Large Spoon




[front] [side]

Various ways to use



Various ways to use



Clear Craft Tool

<Spatula & Large Spoon>

520 JPY without tax

Item #: 403337

JAN: 4902498733377

1 pc
Color: Translucent / Packing weight: 9.9g (Rod: 5.5g)
Tool size: W20×H160mm
Packaging size: W60×H230×D9mm
Material: Thermoplastic resin
Upper temperature limit: 80°C
Cold temperature limit: -20°C



Large Spoon with line texture




[front] [side]

Various ways to use



Various ways to use



Clear Craft Tool

<Cutter & Large Spoon with line texture>

520 JPY without tax

Item #: 403338

JAN: 4902498733384

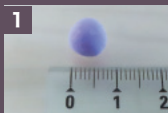
1 pc
Color: Translucent / Packing weight: 9.9g (Rod: 5.5g)
Tool size: W20×H160mm
Packaging size: W60×H230×D9mm
Material: Thermoplastic resin
Upper temperature limit: 80°C
Cold temperature limit: -20°C



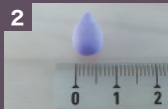


Hydrangea flowers

with the dual ended tool
"cutter & striped pattern spoon"



1 Make a 7mm clay ball for a petal with the color you like.



2 Form it to a drop as shown in the photo.




3 Press it slowly with the spoon.



4 Pinch the tip a little.



5 Shape with scissors as shown in the photo. Make four petals.




6 Make a 5mm clay ball with the same color, push a little to make a round base.



7 Glue to the tip of the back of the petal.



8 Set 4 petals on the base.



9 Press the center of the flower gently so that 4 petals face inward.



10 Put a pearl or a stone in the center with glue. Let the flower dry.



Rose flower

with the dual ended tool
"spatula & large spoon"



1 Make a 1cm clay ball for one petal with the color you like.



2 Form it to a drop as shown in the photo.




3 Put it in your palm and press it gently with the spoon.



4 Pressing and sliding the clay to thin the edge of the petal.



5 Make 10 petals shaped like the picture.



6 Roll the first petal as shown and this will be the center of the rose.



7 Attach petals around the rose one by one. Press the bottom with fingers to stick to the others.



8 Last 3-4 petals be warped a little outward with your fingers.



9 Cut away extra clay at the bottom, smooth the bottom by fingers, and let the rose dry.



PADICO HEAD OFFICE : 1-11-11-408 Jinguumae, Shibuya-ku, 150-0001 Tokyo Japan Tel. +81-3-6804-5171
FACTORY : 673-3 Jinba Gotemba, 412-0047, Shizuoka Japan Tel. +81-550-70-7030



@PADICO_JP



@jewellabyrinth




@padico



@PADICOpadico

www.padico.co.jp/en/



New Products

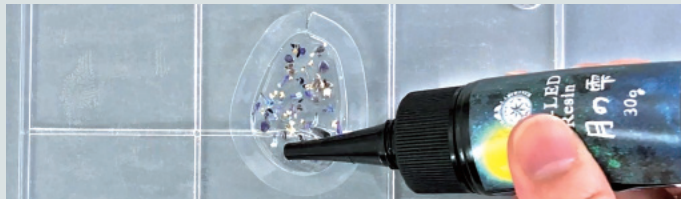


Release in June, 2022



New Idea!

Make resin plates
in any shape you like.

How to



Warm the line mold
with an embossing
heat gun or a hair dryer.

The line mold becomes softer
and more adhesive when warmed.

Shape the mold into the desired
shape and attach it to a clear board.

Pour the resin into the mold
for resin jewelry.



Charming Shapes

created by Kimura Premium



Polygonal Stones

Free to create a variety
of shapes and forms




Open Oval Hanging Earrings



Cat shaped Acrylic Stand
with 6mm thickness

created by Kimura Premium
twitter:@k_i_m_u_r_a / Instagram:kimurapremium_works

Release on June 24th, 2022



Place the heat-deformable mold named "Line Mold" on the clear board. Create the desired shape of plates with resin or clay.

Clear Board Features



1

Minimize the **curvature** of the resin during curing on the board.



2

UV light can be **exposed from the backside**.




3

Easy to check the transparency of the resin piece on the board.



4

Clay does **not easily stick** to the board.



Line Mold Features



1

Soften when warmed with an embossing heat gun.




2

The line mold **becomes softer and more adhesive** when warmed.




3

Become 3mm and 6mm thick resin molds



4

Make corners by cutting about half way through with scissors.





Learn more

✓ **Free to create** resin jewelrys with unique designs.



✓ **Resin plates** in 2 thicknesses

Thinner 3mm and thicker 6mm can be made by changing the position of the mold.



Need 6mm thickness for an acrylic stand.

✓ **Warm up and connect the two into one for the large size resin piece**

Warm up & connect 2 line molds for a longer one with 8cm length.



Large pieces with irregular shapes can be created.



Notes

- Line mold must be used on a clear board.
- Use an embossing heat gun or a dryer in low mode for heating line molds.
- Do not cure resin on the back of the clear board. It will not come off the board.
- Available materials
One component UV-LED Resin, 2 epoxy resins, and various clays
- If it gets dirty or the adhesion becomes weak, wipe the surface with a cleaner or wash it gently in water with a mild detergent. Dry it completely.

Clear Board with Thermoplastic Line Mold

980 JYP without tax
#403348
JAN:4902498733483

Color: Transparent color / Packaging size: W120mm×D9mm×H185mm
Weight: 70g (Board 58g, Line Mold 2g x 2 pcs)
Storage: Out of direct sunlight
Materials: Thermosetting resin, Polycarbonate (back side of the clear board)
Made in Japan

Clear Board Size: W100mm×D6mm×H150mm
Upper-temperature limit: 80°C / Low-temperature limit: -20°C

Line Mold Size: W6mm×D3mm×H125mm
Operating temperature: 30 to 50°C



Contents



• Clear Board x 1 piece
• Line Mold x 2 pieces

Due to the manufacturing process of the clear board, there is a thin adhesive pattern on the board's lamination area, but there is no problem in use.

How to make dried flower earrings

Scan QR for online video.




3mm thick

Products & Items to be prepared


- ☐ UV-LED Resin
- ☐ UV-LED Handy Light
- ☐ Clear Board
- ☐ Thermoplastic Line Mold
- ☐ Clear Craft Tool [Round Bar & Small Spoon]
- ☐ embossing heat gun or a dryer
- ☐ dried flowers
- ☐ paper
- ☐ pen or pencil
- ☐ scissors
- ☐ tweezers
- ☐ nippers in case that the burr is removed.
- ☐ sand papers in case that the burr is removed.
- ☐ pin vise
- ☐ round jumpings
- ☐ pearl beads
- ☐ pierced earrings
- ☐ pliers




1 Draw the outline of the shape on a paper.



2 Put a line mold on board and warm it up for 10 seconds until it softens.



3 Place the clear board on the paper used in step 1.




4 Shape the line mold following the drawn line.




5 If necessary, connect another line to make it longer.



6 Mark the liner mold to cut the excess.



7 Cut the excess with scissors.



8 Warm up the ends to make them stick together.



9 Pour the resin until it is two-thirds the height of the mold.



10 Put dried flowers into the resin with tweezers.



11 Using a round bar, embed flowers in resin and take resin bubbles out.



12 Cure it under UV-LED light.



13 Fill the mold full with resin.



14 Expose it both the front and back surfaces.



15 Weight it down by hand before it cools. This will prevent carving.



16 Cool down the mold and push the piece out from the mold.



17 Use a nipper to remove burrs.



18 Sand with sandpaper. If it becomes matte, coat it with resin.



19 Drill a small hole with a pin vise.



20 Set earring parts with pliers.

Resealable Aluminum Clay Bag

Release on June 24th, 2022

Store excess or colored clay tightly.
The aluminum storage pack helps reduce clay loss.



Features

Aluminum storage packs with zippers keeps clay from drying out and enable long-term storage.

→Use for any clay, e.g., stone clay, resin clay, lightweight clay, and paper clay.

※Resin clay may adhere to the film and be difficult to remove.
Wrap it before storing it in the bag.

Can make notes on the surface of the pack with an oil-based marker.

→Can also be erased by rubbing with a melamine sponge.



Cut clay as much as you need.



Put the unused clay into the aluminum pack.



Remove air and close the zipper tightly.



Type of clay, date, color, etc.
Note down with an oil-based marker.
(Can be erased with a melamine sponge.)

About Storage

- Size of clay to be stored: H100 x W60 x D20mm
- Weight of clay to be packed:
 - La Doll Stone Clay 200g
 - Modena Resin Clay 150g
 - Hearty Lightweight Clay 50g
- Shelf life of clay (approx.): 3~6 months
It depends on the type of clay and the storage environment.

Once opened, there is a possibility that the clay may spoil due to bacterial adhesion.
Please use up the clay as soon as possible.

Resealable Aluminum Clay Bag <Set of 3 Bags>

400 JYP without tax

#403346

JAN: 4902498733469

Set of 3 bags / Color: White

Packaging size: W140mm x H255mm

Size: W120mm x H200mm

Weight: 27g (bag-5g)

Material: PET/AL/PE

Use: Storage pack of clay / Made in Japan



Contents



•Aluminum Clay Storage Bag x 3 pcs



Official Site

<https://www.padico.co.jp/>



English Site

<https://www.padico.co.jp/en/>



Video showing how to use items



Scan QR for Clear Board.

SNS

follow me!



@PADICO_JP



@jewellabyrinth



@padico



@PADICOpadico



PADICO HEAD OFFICE : 1-11-11-408 Jinguumae, Shibuya-ku, 150-0001 Tokyo Japan Tel. +81-3-6804-5171

FACTORY : 673-3 Jinba Gotemba, 412-0047, Shizuoka Japan Tel. +81-550-70-7030



New Products

レジンでつくる アクスタ

2022 September

パジコの新商品

PADICO

DIY Acrylic Stand with Resin

Create your custom acrylic stand by sealing your favorite illustrations, anime characters, photos, dried flowers, or anything your fave items.

Make your desk unique and fancy with amazing acrylic stand.

Check!



Video showing how to make an acrylic stand.

New Idea!


Seal your favorite in resin and make the acrylic standee!



What mold do you use?

Place the heat-deformable mold named "Line Mold" on the clear board. Create the desired shape of plates with resin.

→ Go to page 6



What items are sealed in the resin?

Papers & Photographs

Print your favorite image and seal it in the resin. The image enlarged and reduced by a copy machine can be used.

"White Matte Sticker" is recommended for increased visibility.

→ Go to page 10

Masking Tapes and Stickers

Masking tapes with various patterns are good items for resin accessories.

※Please take care not to infringe on copyrights.

Glitter, Dried flowers, Beads, etc.

Mixed into the resin or placed on a part of the resin.

Colorants

Use colorants of UV-LED Resin "Jewel Color" for colored resin and decorate an acrylic stand.

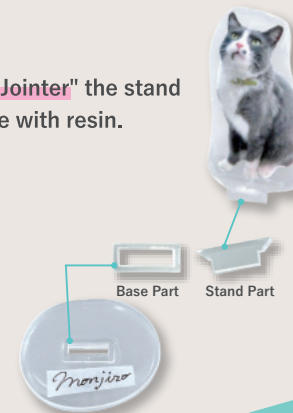
PP films & illustrations printed on PP films

Use "White Matte Sticker" for increased visibility on non-white based papers.

How does an acrylic stand set up straight?

Mount "Stand Joiner" the stand and in the base with resin.

→ Go to page 8



Key Holder

Irregularly shaped imitation agate sliced stone earrings

Accessories

Umbrella Charms

A small rubber band attached to the back side of the resin and use it as an umbrella charm.

Use as markers of bottles.

Acrylic Stand Kit

DIY Resin Acrylic Stand

Starter Kit

with Resin Liquid & UV-LED Lamp



Comes with
UV-LED Lamp



A booklet with
detailed instructions
is also included.

Perfect as a starter kit.
Comes with
30g Sun Drop UV-LED Resin

Launch the DIY Resin Acrylic Stand Kit included UV-LED Resin & UV-LED Lamp!

A booklet with detailed instructions is also included. Highly recommended kit as a gift.

Save 12% when you buy a set of these products rather than buying them individually.



Decorate favorite illustrations
with embedding parts.

Copied illustration is OK!

Inkjet-printed one is also OK!



※Prepare a separate USB power adapter(DC5.0V≒1.0A)for the light.

Kit Contents

- 1 UV-LED Resin Sun Drop 30g
- 2 UV-LED Handy Light 3
- 3 Clear Board with Thermoplastic Line Mold
- 4 White Matte Sticker
- 5 Stand Jointer (Square Shape Fixed Type)
- 6 Mixing Sticks
- 7 How to Guide in Japanese

Preparations

- Emboss heat gun or dryer
- Photographs or illustrations
- Sealing parts

Launch on September 16th, Friday

DIY Acrylic Stand Kit with Resin

3,200 JPY without tax

#403358

JAN : 4902498733582

Packaging size : W210 x D60 x H290mm
Gross Weight : 240g



Thermoplastic Line Mold & Clear Board

Make resin plates in any shape you like with your own ideas.

The linemold is shaped like a cord and becomes soft and adhesive when heated.


Place the heat-deformable mold on the clear board (optional item), create the desired shape of the resin plates in 3mm or 6mm thickness.

3mm thick mold is ideal for accessories

Thick 6mm piece can stand on its own



Line Mold
2 pieces a set
Not actual sizes.



Features of Line Mold

- 1** Soften the linemold when warmed with an embossing heat gun.
- 2** The line mold becomes adhesive enough to stick on the clear board.




Prepare an emboss heat gun or a dryer.




Use the clear board sold separately.

- 3** becomes 3mm or 6mm thick resin molds



- 4** Cut in half with scissors to make corners.



- 5** Make an original acrylic stand with "Stand Jointer" sold separately.

Stand Jointer (Square Shape Fixed Type)




Learn more

- ✓ Free to create resin jewelrys with unique designs.



- ✓ Resin plates in 2 thicknesses

Thickness of a thin 3mm or a thick 6mm can be made by changing the position of the mold.



- ✓ Warm up and connect the two into one for the large size resin piece

One linemold is 8 cm long ; two pieces can be adhered together to make a 16 cm length. Large pieces with irregular shapes can be created.



The linemold included with the clear board is a short 12.5 cm product.

Notes

- Line mold must be used on the flat surface of the clear board.
- Use an embossing heat gun or a dryer in low mode for heating linemolds.
- Do not cure resin on the back of the clear board. It will not come off the board.

Recommended Resin : UV-LED Moon Drop Resin, Sun Drop Resin

Launch on September 16th, Friday

Thermoplastic Line Mold 250 mm length x 2 pcs

450 JPY without tax

#403349

JAN: 4902498733490

Made in Japan Color/ Clear
Length per pc: W6mmx D3mmx H250mm
Packaging size: W120 x D4 x H185mm
Gross: 18g per bag / Net: 4g per pc
Material: Thermosetting Resin
Operating Temp : 30°C to 50°C



Contents

Thermoplastic Line Mold x 2 pcs

Now Available

Clear Board with Thermoplastic Line Mold

980 JYP without tax


#403348

JAN: 4902498733483

• Clear Board
W100mm x D6mm x H150mm x 1board
• Line Mold(125mm)
W6mm x D3mm x H125mm x 2pcs

The linemold included with the clear board is a short 12.5 cm product.

Contents

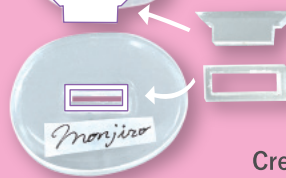


Stand Jointer

Fixed Type

Specialized parts

to make the resin plate
self-standing



Create your original acrylic standee with the **jointer parts**.




Round Rotating Type

Stand

Base

Recommended Resin: UV-LED Moon Drop Resin, Sun Drop Resin

To make a free-form plate, requires the **clear board** & the **line mold** (sold separately).

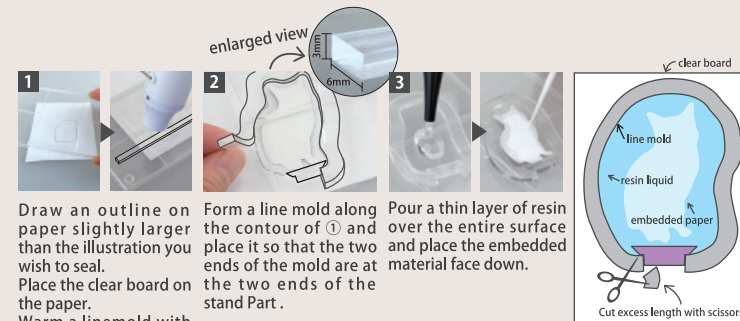


When using a line mold, heat it on low with a **hair dryer** or use an **embossing heat gun**.



How to use

For detailed instructions, see the instructions on the back of the package or check QR code for the video.



Fixed Type

This square shap joint is fixed type.

It is useful for making larger sized stands.

Multiple stands can be made by embedding multiple base parts in the pedestal.

Size

<Stand Part>	<Base Part>
5mm 3mm thick	3mm 5mm thick
9.6mm 16mm	10mm 12mm

Launch on September 16th, 2022

Line Mold Exclusive Parts

Stand Jointer <Fixed Type>

5sets in 1 bag

240 JPY without tax

#403356

JAN:4902498733568

Parts size: W16mm x H5mm x D5mm (at joint)
Packaging size: W70mm x H120mm x D12mm
Gross Weight: 3.8g Joint parts: 1.5g
Material: polycarbonates (PC)
Heat Resistance: 120°C / Cool Resistance: -100°C

Patent application in progress



Rotating Type

The round shape joint is rotating type.

Earring stand can be made by setting the round base part into the stand surface.

Multiple stands can be made by embedding multiple base parts in the pedestal.

Size

<Stand Part>	<Base Part>
6mm 3mm thick	3mm 5mm thick
2.6 16mm	3mm thick

Launch on September 16th, 2022

Line Mold Exclusive Parts

Stand Jointer <Rotating Type>

5sets in 1 bag

240 JPY without tax

#403357

JAN:4902498733575

Parts size: W16mm x H5mm x D6mm (at joint)
Packaging size: W70mm x H120mm x D12mm
Gross Weight: 3.3g Joint parts: 1g
Material: polycarbonates (PC)
Heat Resistance: 120°C / Cool Resistance: -100°C

Patent application in progress



White Matte Sticker

Thin paper

can be sealed in resin
with a clear picture.

White Matte Sticker is applied to the back
of the embedding paper.

The sticker prevents transparency caused by resin seepage
and makes the design stand out clearly.

Make the white clear

Resin Seepage Comparison on Copy Paper



without white sticker

with white sticker

Effective on thin paper such as
copy paper or masking tape

Resin Seepage Comparison on Masking Tape



without white sticker

with white sticker

Use masking tape patterns
for resin accessories.

1

Attach this sticker
the back of copy paper
or the masking tape.



2

Cut with scissors.



3

Seal in resin.



Clear color



Available Materials

✓ Paper (copy paper and masking tape)

Apply the white sticker on the reverse side
of the paper printed with illustrations to
improve the clarity of the illustration.


✓ Masking tape and sticker

Apply the white sticker on the reverse side
of the masking tape to improve the clarity
of the design of the masking tape.

✓ PP Materials such as clear film

Apply the white sticker on the reverse side
of the PP film that printed with illustrations
to make the design stand out clearly.

White and the design comes out
clearly with the white sticker.



without sticker

with sticker

✓ Resin Printable Transfer Sheet

Apply the white sticker on the back
of the illustration transferred
on the transfer sheet to make
the design stand out clearly.

How to Use (when a copy paper is sealed)

1

Print out the image
and make a reduced
or enlarged copy
of the image to the size
you prefer.

4

Peel off the release paper
from the white sticker
and apply the white one
to the back surface
of the paper in ②.

2

Cut the copy paper
roughly with scissors.

5

Cut the white paper
along the picture pattern.

3

Cut the white sticker
a little larger than
the paper in ②.

6

A thin coating of resin
before sealing prevents
air bubbles.

Resin parts are ready!

This is the key to
a bubble-free finish.



This product is not an inkjet printing paper.

Launch on September 16th, 2022

White Matte Sticker

set of 3 sheets

308 JPY without tax

#403355

JAN: 4902498733551

Color: White

Sticker size: W100×H148mm

Packaging size: W120mm×H190mm

Weight: 18g

Material: Sticker PET (White) / Release paper: Paper

Patent application in progress



Contents



White Matte Sticker x 3 sheets



公式サイト

www.padico.co.jp



English Site

<https://www.padico.co.jp/en/>



使い方動画



Check!



レジンアクスタの
作り方が動画で
わかる!

Follow me!

SNS



@PADICO_JP



@jewellabyrinth



@padico



@PADICOpadico

PADICO 株式会社パジコ

本社：〒150-0001 東京都渋谷区神宮前 1-11-11-408 TEL.03-6804-5171 (代)
商品センター：〒412-0047 静岡県御殿場市神場 673-3 TEL.0550-89-7521 (代)



Resin Liquid Pigments
Jewel Color Series

CLEAR COLOR SET
2022

SUBDUED COLOR

Subdued colors with high transparency

11.4 Fri
Release

PADICO

SUBDUED COLOR

Subdued colors with high transparency

New Trendy Color Sets "Kasumi" and "Sagiri" mix well with UV-LED Resin

"Kasumi" a set of five spring-summer inspired low-saturated blue colors

"Sagiri" a set of five autumn-winter inspired low saturated brownish colors

The each color named in Japanese brings out sentiments of the season and romance.

Oborozukiyo – night with a hazy moon, Suiu – rain falling on leaves, etc.,

Subdued colors of exquisite shades with a transparency that allows light to penetrate through.





grayish green
dark grayish blue
grayish pink
white
pearl greige



灰霧

grayish olive
brownish orange
brownish gray
white
pearl kiska



石



Exquisite shades of muted colors



Limited
Quantity

Release on November 4th, 2022



add white color with



- Spring-summer inspired low-saturated blue colors
- Ideal accessory colors for adults to wear
- Liquid pigment set with high transparency

**Subdued Jewel Color Set
<Kasumi_ Grayish Blue Colors>**

1,380 JPY without tax
Item # 403361 / JAN: 4902498733612
1pc / a set of five 3ml bottles / Gross weight: 68g
Bottle size: ϕ 18mm \times H44mm
Package size: W118 \times H136 \times D26mm



- Autumn-winter inspired low saturated brownish colors
- Ideal accessory colors for adults to wear
- Liquid pigment set with high transparency

**Subdued Jewel Color Set
<Sagiri_ Brownish Orange Colors>**

1,380 JPY without tax
Item # 403362 / JAN: 4902498733629
1pc / a set of five 3ml bottles / Gross weight: 68g
Bottle size: ϕ 18mm \times H44mm
Package size: W118 \times H136 \times D26mm

a set of five 3ml bottles



Dedicated nozzle to avoid
dripping spills



high transparency



KASUMI

<Grayish Blue Colors>



SAGIRI

<Brownish Orange Colors>



SUIU Color Earrings

The uneven surface creates an elegant effect by reflecting lights.



Recipe




Materials / Tools

- Star Drop LED Resin Hard Type
- Jewel Color Kasumi Set <Suiu>
- Glitter Blue Set <Green>
- UV-LED Lamp
- Soft Mold Square Plate (20mm)
- Mixing Palette
- Mixing Stick
- OPP film
- Eyebolts
- Square Ring Parts


- Earring Parts
- Round Jumpings
- Pin Vise
- Nippers
- Pliers
- Scissors




Mix Jewel Color SUIU and green glitter with resin well.




Fill a square mold with the green resin and partly clear one to make color shading.



Cure it well under UV-LED lamp. After cooling down, remove it from the mold.



Grip the cut OPP film by hand and wrinkle it.



Apply the green resin to the entire surface of the square.




Place the OPP film gently on top of it.



While lightly holding the sheet with your hand, cure it under UV-LED lamp.




Remove the OPP film. Do the same for the opposite side to create a film pattern.



Remove burrs with nippers.



Drill a hole with a pin vise.



Glue an eyebolt in the hole with resin.



Attach accessory parts and finish the earrings.


Block earrings in advanced adult colors

A combination of colors mixed with transparent and white
Chic colors create a calm atmosphere.




Materials / Tools

- Star Drop LED Resin Hard Type
- Jewel Color Sagiri Set <Kyara>
- Jewel Color Pure White or White
- Jewel Mold Mini <Simple Shape>
- UV-LED Lamp
- Mixing Stick
- Mixing Palette
- Cutter
- Earring Parts
- Clear Sheet




Make two color resins; clear beige with Kyara, and creamy one is white & Kyara.



Use marked molds: a & b, make parts in the colors ① and ②.




Pour resin a little by little with mixing stick.



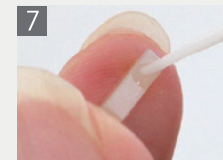
Cure in 30 seconds and take them out.




Cut only ② b in half with a cutter before it cools completely. Press the blade in from directly above for a clean cut.




Prepare parts in the colors and sizes shown in the photo.




Apply a thin layer of resin to the sides of the part.



Arrange them on a clear sheet as shown in the photo. Cure them in 1 min.



Carefully peel off the part from the clear sheet, and repeat step 7 & 8 for the back side of the part. The cure time is 30 seconds.



Glue earring parts with resin and cure in 1 min.




Can be made in any color you like.



Official Site
www.padico.co.jp



English Site
<https://www.padico.co.jp/en/>



Scan the QR Code for the video showing
Jewel Color Kasumi & Sagiri.



SNS



@PADICO_JP



@jewellabyrinth



@padico



@PADICOpadico

PADICO PADICO Co.,Ltd

PADICO HEAD OFFICE : 1-11-11-408 Jinguumae, Shibuya-ku, 150-0001 Tokyo Japan Tel. +81-3-6804-5171
FACTORY : 673-3 Jinba Gotemba, 412-0047, Shizuoka Japan Tel. +81-550-70-7030