



PADICO WEBSITE
www.padico.co.jp/en/



JEWEL LABYRINTH
www.jewellabyrinth.jp



@PADICO_JP



@PADICOpadico



@jewellabyrinth

Many recipes
are posted!

PADICO

HEAD OFFICE : 1-11-11-408 Jingumae, Shibuya-ku, 150-0001 Tokyo, Japan
Tel. +81-3-6804-5171

Factory : 673-3 Jinba Gotemba, 412-0047, Shizuoka, Japan
Tel. +81-550-70-7030

©2020 PADICO co.,Ltd. Printed in Japan 2020.5

403289



New Products

New Products Return of
happiness 2020 July

PADICO



New Products



Lilies of the valley, hydrangea,
the long-awaited 3D silicone flower mold is now available.

New bluish clear colors and reddish clear ones are released
and are sold only as sets for a limited period.



Those colors are the clearest pigments in Jewel Color series.





The clearest intermediate color sets in Jewel Color Series!

Resin pigment liquid for UV-LED resin art coloring

Released on July 3rd, 2020.

- 5 new bluish colors are in a set
- Good for the expression of ocean, sky, and blue planet
- A fine nozzle avoids over dropping pigment
- Mix well with UV-LED resin for high transparency



Lime Green Turquoise Aqua Blue Royal Blue Red Violet

Jewel Color Clear Color Set <Ocean>

1,350 JPY without tax

Product #: 403285 / JAN: 4902498732851

1 pc / 5 bluish colors as a set, 3ml each in a bottle

Gross weight: 56 g

Bottle size: 18 mm in a diameter x 44 mm height

Package size: W 120 x h 123 x D 18mm

- 5 new reddish colors are in a set
- Good for the expression of the sky at sunset and flowers
- A fine nozzle avoids over dropping pigment
- Mix well with UV-LED resin for high transparency



Pure White Lemon Yellow Sunset Orange Salmon Pink DeepRed

Jewel Color Clear Color Set <Flower>

1,350 JPY without tax

Product #: 403285 / JAN: 4902498732868

1 pc / 5 bluish colors as a set, 3ml each in a bottle

Gross weight: 56 g

Bottle size: 18 mm in a diameter x 44 mm height

Package size: W 120 x h 123 x D 18mm

3ml mini bottle with
a fine nozzle



Avoid over
dropping dye.



Colored transparency





How to use

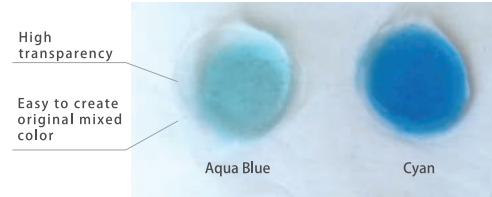
Shake a bottle well before use.

1. Put 1 – 2 drops into resin and stir it well with a stick.
Add another drop if needed for darker.
2. Pour the resin to the mold and cure it under the UV-LED light

Read before use

- Drop a proper amount and stir it well. If bubbles appear, remove them before curing.
- Too much pigment cannot cure the resin.
- Avoid direct contact with skin. If it occurs, remove with a tissue and wash with soap and water.
- Be careful not to get colored to clothes, furniture. If it does, it might come out with dehydrated ethanol depending on the material.
- Remove overflowed colors with a tissue before closing the cap.
- Ventilate a room.
- Tighten a cap properly after use.

See the density difference between a drop of Cyan and the one of Aqua Blue from clear color series.



[Materials can be used with]

- UV-LED resin, 2 epoxy resins
- △ Silicone, Polyurethane resin
*test before use.
- ✗ Raw clay, water, ethanol, water base varnish, oil base varnish

Art works
made with
the clear color set







Created by: BlueLily
 twitter:@Lily_itou / Instagram:@lilytheblue_



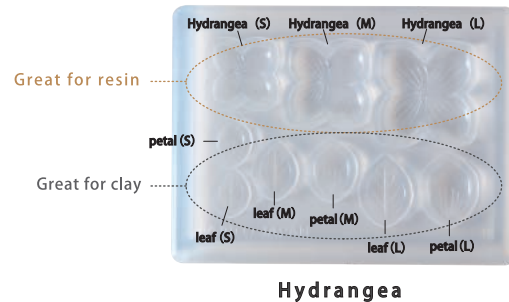
Created by: BlueLily
 twitter:@Lily_itou / Instagram:@lilytheblue_

Flower shaped silicone mold!

The long-awaited 3D flower silicone mold is now available.
Perfect for resin craft with pure transparency and for clay craft.

Release on July 3rd, 2020

- Mold for 3 different sizes of hydrangea, petals, and leaves.
- Use as a resin mold and as a clay one.
- Beautiful resin surface without coating.



Hydrangea

Silicone mold <Hydrangea>

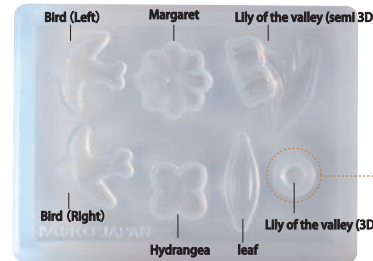
1,350 JPY without tax

Product #: 403287 / JAN: 4902498732875

1 pc Color: semi-transparent Gross weight: 21.5g
Material: Silicone rubber
Mold size: W80 x H60 x D 5mm
Package size: W 120 x H 155 x D 6mm
Heat proof temperature: 200°C Cold resistance: -50°C



- 3D & semi 3D shaped lilies of the valley, margaret, hydrangea, leaves, and birds
- Use as a resin mold and as a clay one.
- Beautiful resin surface without coating



Flower cabochon

Silicone mold <Flower Cabochon>

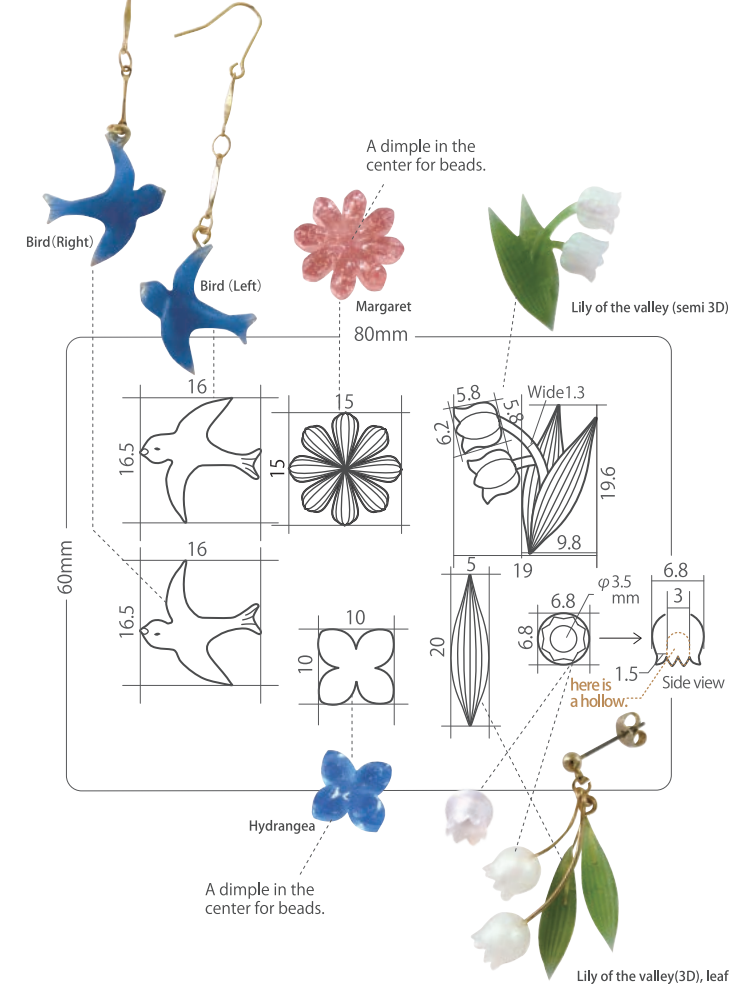
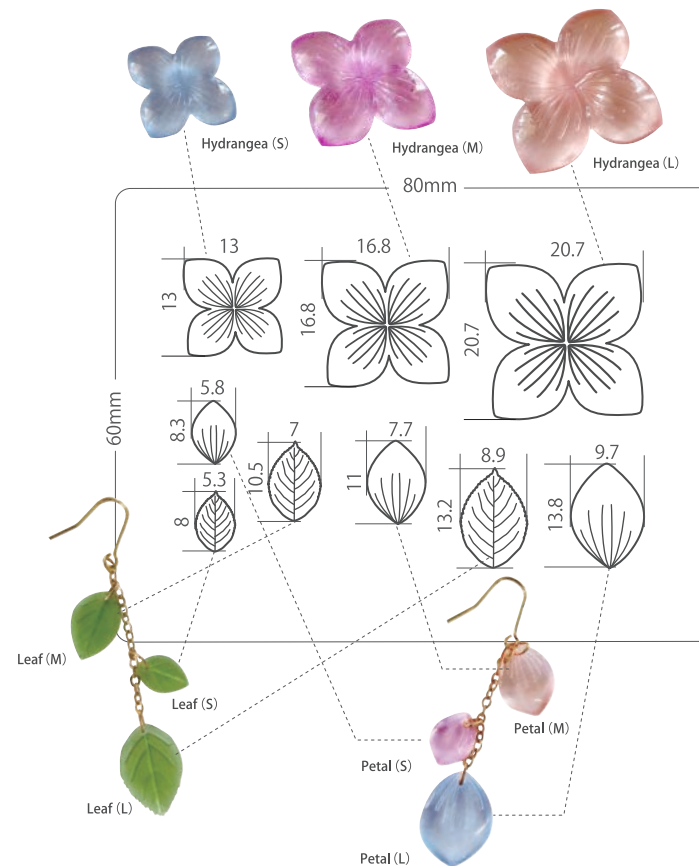
1,350 JPY without tax

Product #: 403288 / JAN: 4902498732875

1 pc Color: semi-transparent Gross weight: 30g
Material: Silicone rubber
Mold size: W80 x H60 x D 10mm
Package size: W 120 x H 155 x D 11mm
Heat proof temperature: 200°C Cold resistance: -50°C



full-size drawing



As a clay mold



It is okay with any modeling clay. Modena resin clay is used in the instruction.



1 Grease the mold with mold oil(#404125).



2 Take a proper amount of clay and put in the mold.




3 Press from the back and remove it from the mold.



4 Make 4 petals and glue them as a flower.

As a resin mold



1 Make preferred colored resin. Salmon pink color is for this instruction.



2 Pour the resin into the mold until it reaches the very limited to the top.



3 Cure it under UV-LED light.



4 Cool down the mold and push the piece out.

The chemical reaction can generate heat, take care not to burn yourself.

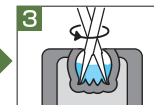
How to make a 3D lily of the valley



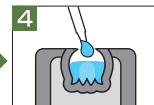
1 Make white color resin. Pearl white is used for this instruction.



2 Put a fine drop of the resin into the 3D mold with a stick. Repeat it 3 times.



3 Stir it 10 times with a needle to let the resin reach to every edge in the mold.



4 Fill the mold half-full with resin.



5 Pinch the mold with two fingers 10 times.



6 Fill the mold full with resin.



7 Set a 9 pin on a stick and dip it to the mold.



8 Cure the mold and make sure the pin is affixed.



9 Cool down the mold and push the piece out from the 3D mold.



10 Add a stick of the resin on a dimple around the pin and cure with UV-LED light.



Work well with modeling clay, making flower accessories.

Materials

- Modena
- Silicone Mold<Hydrangea>

Created by: Hanah
Instagram: @hanah_accessory
URL: <https://creators.yahoo.co.jp/hanah>

As resin expression technique,
tapping matte finish on cured
surface to look more elegant.



Materials

- Silicone Mold<Hydrangea>
- LED Curing Resin "Star Drop"
- Jewel Color for UV & UV-LED Curing Resin
<Red Ciolet, Purple, Royal Blue, Polarization Peral Blue>
- Surface coating for resin "Jewel Color Matte"
- Pon Pon Attachment of Jewel Color

Its flower language
is said to be
"Return of Happiness."



Materials

- Silicone Mold<Flower cabochon>
- LED Curing Resin "Star Drop"
- Jewel Color for UV & UV-LED Curing Resin
[Polarization Pearl Blue]
- ★=Jewel Color [Pearl White]



Art works made with silicone mold “Hydrangea”





Star Drop Hard Type Resin Starter Sets for jewelry and more

Released on July, 2020

Great starter sets for beginners and advanced.

“Technique & Recipe” how to book written in Japanese is included.
Perfect for beginners! Items are put in a PADICO zipper plastic bag.
This is also ideal as a gift.



Cute bag
with zipper!



Star Drop Trial Set

- ★ Includes resin, basic tools, and instruction. UV-LED light is not included in a trial set.
- ★ Save 20% compared to buying those products individually!

Contents

- ★ LED Curing Resin “Star Drop” Hard 25g
- ★ Jewel Color Mixing Palette
- ★ Mixing Stick
- ★ Technique & Recipe Book



Star Drop Trial Set

2,000 JPY without tax
Product#: 403271
JAN: 4902498732714

1pc
Weight: 163g
Package size:
W310×H290×D34mm



Star Drop Starter Set

- ★ Includes resin, UV-LED handy light, basic tools, and instruction.
- ★ Save 20% compared to buying those products individually!

Contents

- ★ LED Curing Resin “Star Drop” Hard 25g
- ★ Jewel Color Mixing Palette
- ★ Mixing Stick
- ★ Technique & Recipe Book



Star Drop Starter Set

2,700 JPY without tax
Product#: 403272
JAN: 4902498732721

1pc
Weight: 240g
Package size:
W310×H290×D36mm



Star Drop Jewel Mold Set

- ★ Includes resin, UV-LED handy light, 4 kinds of jewel mold, tools, and instruction.
- ★ Save 20% compared to buying those products individually!
- ★ Ideal as a gift!

Contents

- ★ LED Curing Resin “Star Drop” Hard 25g
- ★ Jewel Color Mixing Palette
- ★ Mixing Stick
- ★ Technique & Recipe Book
- ★ UV-LED Handy Light
- ★ Jewel Mold Mini Simple Shape
- ★ Jewel Mold Mini Jewelry Cut Hexagon
- ★ Jewel Mold Mini Star
- ★ Jewel Mold Mini Jewelry Cut Circle



Star Drop Jewel Mold Set

4,500 JPY without tax
Product#: 403273
JAN: 4902498732738

1pc
Weight: 349g
Package size:
W310×H290×D50mm

